

# MAHARASHTRA POLLUTION CONTROL BOARD

## SUB REGIONAL OFFICE – LATUR

Phone - (02382) 252672

Email : [srolatur@mpcb.gov.in](mailto:srolatur@mpcb.gov.in)  
Visit At : <http://mpcb.gov.in>



Dev Towers, Opp. Tahsil Office”  
Barshi Road, Latur  
Latur - 413512.


### LETTER OF BIO-MEDICAL WASTE AUTHORISATION

[Authorisation for Generation, Storage of Bio-Medical Wastes under Rule 7(4)]

- I. File number of authorization and date of issue  
SROL-LATUR/BMW-AUTH/1901000927 Date-18/01/2019
- II. **M/s. SANVEDANA CLINIC, (Dr. Vikas Baburao Pawar) is hereby granted an authorization for generation of biomedical waste on the premises situated at At.Po. 345,pawar galli,sirsao Paranda. Tal Parand Dist Osmanabad.**
- III. This authorisation shall be in force for a period up to **31/05/2020** an application shall be made by the occupier/operator for renewal **3 Months** before expiry of earlier authorisation.
- IV. This authorisation is issued subject to compliance of the conditions stated below and to such other conditions as may be specified in the Rules for the time being in force under the Environment (Protection) Act, 1986.
- V. No of Beds: **02.**

#### Terms and Conditions of authorization

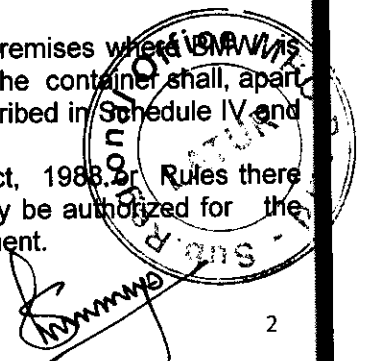
1. The authorized Person shall comply with the provisions of the Environment (Protection) Act, 1986, and the Rules made there under.
2. The authorisation shall be produced for inspection at the request of an officer authorized by the prescribed authority.
3. i) The authorized person shall not rent, lend or sell the biomedical waste or facility.  
ii) The authorized person can transfer the BMW generated at above premises to the “Transporter” or “Operator of Facility” authorized by MPCB under Bio-Medic Waste (Management and Handling) Rules, 2016 for collection, transportation, treatment and/or disposal of BMW generated
4. Any unauthorized change in equipment or working conditions as mentioned in the application By the person authorized shall constitute a breach of this authorization.
5. It is the duty of the authorized person to take prior permission of the prescribed Authority to close down the facility.
6. The authorization is granted for generation of Bio-Medical Waste (BMW) in waste categories and quantities listed here in below :



Sr. No.	Category	Type of Waste	Quantity Not to exceed (Kg/M)	Segregation coding	Colour	Treatment & Disposal
1.	Yellow	Human anatomical waste	00	Yellow coloured non-chlorinated plastic bags		Treatment & Disposal through M/s. CHAMPAVATI WASTE MANAGEMENT LAXMAN NAGAR BARSHI ROAD BEED DIST BEED
		Animal Anatomical waste	---			
		Solid Waste	01			
		Expired or Discarded Medicines	----			
		Chemical Waste	00	Seprate collection system leading to effluent treatment system		
		Chemical Liquid Waste	----			
		Discarded linen, Mattresses, beddings contaminated with blood or body fluid.	02			
		Microbiology Biotechnology and other clinical laboratory waste	---	Autoclave safe Plastic bags or containers		
2	Red	Contaminated Waste (Recyclable)	----	Red coloured non chlorinated plastic bags of containers		
3	White (Translucent)	Waste Sharp including Metals	02	Puncture proof, leak proof, tamper proof container		
4	Blue	Glassware	---	Cardboard boxes with Blue colored marking.		
		Metallic body implants	---			

\*The Occupier shall join the common BMW Treatment & Disposal Facility authorized by MPCB in Latur i.e. M/s. CHAMPAVATI WASTE MANAGEMENT LAXMAN NAGAR BARSHI ROAD BEED DIST BEED shall send the BMW regularly to CBMWTSDF for its scientific treatment & Disposal.


7. The liquid/solid waste generated from the treatment activity (from laboratory and washing, cleaning, housekeeping and disinfecting activities) shall be treated suitably by providing effluent treatment facility to conform the standards prescribed in Schedule V of said Rules and the Environment (Protection) Act, 1986.
8. (i) BMW shall be treated and disposed of in accordance with Schedule I; and in compliance with the standards prescribed in Schedule V of said Rule
  - (ii) You shall setup requisite BMW treatment facilities like incinerator, autoclave / Microwave, shredder etc., at the disposal side in accordance with the BMW rules. You shall disposed of the duly treated BMW and incineration ash in secured land fill site at your own premises / at MSW secured land fill site of Municipal Council authorized by MPCB and duly earmarked for disposal of treated BMW / at common H.W. treatment & disposal facility setup as per the Hazardous Waste (M & H) Rules, 1989 as amended and authorized by MPCB.
9. (i) BMW shall not be mixed with other wastes or reused, recycled or sold in any form.
  - (ii) BMW shall be segregated into containers / bags at the point of generation in accordance with Schedule-II prior to storage, treatment and disposal. The containers shall be labeled according to Schedule III.
  - (iii) If a container containing BMW is to be transported from the premises where BMW is generated to any waste treatment facility outside the premises, the container shall, apart from the Label prescribed in Schedule III, also carry information prescribed in Schedule IV and shall be transported by authorized Transporter only.
  - (iv) Notwithstanding anything contained in the Motor Vehicles Act, 1988 or Rules there under, BMW shall be transported only in such vehicle as may be authorized for the purpose by the competent authority as specified by the Government.
  - (v) No untreated BMW shall be kept stored beyond a period of 48 hours



## 10. Standards for waste autoclaving

The autoclave should be dedicated for the purposes of disinfecting and treating Bio-Medical Waste,


- (I) When operating a gravity flow autoclave, medical waste shall be Subjected to:
    - (i) a temperature of not less than 121 C° and pressure of 15 pounds per Square inch (psi) for an autoclave residence time of not less than 60 minutes; or
    - (ii) a temperature of not less than 135 C° and a pressure of 31 psi for an autoclave residence time of not less than 45 minutes; or
    - (iii) a temperature of not less than 149 C° and a pressure of 52 psi for an autoclave residence time of not less than 30 minutes
  - (II) When operating a vacuum autoclave, medical waste shall be subjected to a minimum of one pre-vacuum pulse to purge the autoclave of all air. The waste shall be subjected to the following
    - (i) a temperature of not less than 121 C° and a pressure of 15 psi for an autoclave residence time of not less than 45 minutes; or
    - (ii) a temperature of not less than 135 C° and a pressure of 31 psi for an autoclave residence time of not less than 30 minutes; or
  - (III) Medical waste shall not be considered properly treated unless the time, temperature and pressure indicators indicate that the required time, temperature and pressure were reached during the autoclave process. If for any reasons, time temperature or pressure indicates that the required temperature, pressure or residence time was not reached, the entire load of medical waste must be autoclaved again until the proper temperature, pressure and residence time were achieved
  - (IV) *Recording of operational parameters.*- Each autoclave shall have graphic or computer recording devices which will automatically and continuously monitor and record dates, time of day, load identification number and operating parameters throughout the entire length of the autoclave cycle.
  - (V) *Validation test: Spore testing.* - The autoclave should completely and consistently kill the approved biological indicator at the maximum design capacity of each autoclave unit. Biological indicator for autoclave shall be Bacillus stearothermophilus spores using vials or spore strips, with at least  $1 \times 10^4$  spores per milliliter. Under no circumstances will an autoclave have minimum operating parameters less than a residence time of 30 minutes, regardless of temperature and pressure, a temperature less than 121 C° or a pressure, less than 15 psi.
  - (VI) *Routine Test.*—A chemical indicator strip/tape that changes color when a certain temperature is reached can be used to verify that a specific temperature has been achieved. It may be necessary to use more than one strip over the waste package at different location to ensure that the inner content of the package has been adequately autoclaved
11. Every 'Authorized Person' shall submit an Annual Report to the prescribed authority in Form-II by 31<sup>st</sup> January every year including information about the categories and quantities of BMW handled during the preceding year.
  12. (i) Every 'Authorized Person' shall maintain records related to the generation, collection, reception, storage, transportation, treatment, disposal and/or any form of handling of BMW in accordance with these Rules and any guidelines issued.  
(ii) All records shall be subject to inspection and verification by the prescribed authority at any time.
  13. When any accident occurs at any institution or facility or any other site where BMW is handled, or during transportation of such waste, the authorized person shall report the accident in Form III to the prescribed authority forthwith.
  14. The Occupier will obey all the lawful instructions issued by the Board Officers from time to time.




15. Following Guidelines will be Used for Management of Mercury Waste.

- (i) As mercury waste is hazardous waste, the storage, handling, treatment and disposal practices should be in line with the requirements of Government of India's Hazardous Waste ( Management, Handling and Trans-boundary Movement ) Rules 2008, which may be seen at website [www.cpcb.nic.in](http://www.cpcb.nic.in).
  - (ii) Mercury- contaminated waste should not be mixed with other biomedical waste or it should be disposed off at hazardous was facility or given to a mercury based equipment manufacturer.
  - (iii) Precaution should be taken not handle mercury with bare hands and as far as possible jewellery should be removed at the time of handling mercury. After handling mercury, hands must be carefully washed before eating or drinking. Appropriate personal protective equipment ( rubber gloves, goggles/ face shields and clothing) should be used while handling mercury.
  - (iv) Mercury – Containing thermometers should be kept in a container that does not have a hard bottom. Prefer a plastic container to a glass container, as the possibility of breakage will be less.
  - (v) In case of breakage, cardboard sheets should be used to push the spilled beads of mercury together. A syringe should be to suck the beads of mercury. Mercury should be placed carefully in a container with some water. Any remaining beats of mercury will be picked up with a sticky tape and placed in plastic bag, properly labeled.
16. You shall adopt "Sharp Blaster (Needle Blaster)" for treatment of Bio-Medical waste category No.4 as per Bio-Medical waste (Management & Handling) Rules 2016 as amended

For AND ON BEHALF OF M.P.C. BOARD

  
(V.P. Shelke)  
I/c SUB REGIONAL OFFICER, LATUR



To,  
M/s. SANVEDANA CLINIC,  
(Dr. Vikas Baburao Pawar),  
At.Po. 345,pawar galli,sirsao Paranda.  
Tal Parand Dist Osmanabad.

Authorization Fees Received:-

Sr. No.	Amount	Transaction No.	Date
1	00	00	00

Copy submitted to:-

1. The Member Secretary, MPCB, Mumbai.
2. The Principal Scientific Officer, MPCB, Mumbai.

Copy Submitted to:-

1. Chief Accounts Officer, MPCB Board Mumbai
2. The Regional Officer, MPCB, Aurangabad