

## 181st Meeting of State Level Expert Appraisal Committee (SEAC-1)

SEAC Meeting number: 181st ,Day-1 Meeting Date March 5, 2020

**Subject:** Environment Clearance for Proposed Industrial Project

**Is a Violation Case:** No

1.Name of Project	M/s. Bhushilpa Chemicals Pvt. Ltd
2.Type of institution	Private
3.Name of Project Proponent	Mr. Rajesh Mangwani
4.Name of Consultant	M/s. Eco Chem Sales & Services & Green Solution
5.Type of project	Not applicable
6.New project/expansion in existing project/modernization/diversification in existing project	Expansion
7.If expansion/diversification, whether environmental clearance has been obtained for existing project	not applicable, industry is established before 2006
8.Location of the project	A -78
9.Taluka	Daund
10.Village	Kurkumbh
Correspondence Name:	Ms. Natasha Mangwani
Room Number:	1194/14 -A
Floor:	1st Floor
Building Name:	Tulsi Bhavan
Road/Street Name:	Modern College Rd
Locality:	Shivaji Nagar
City:	Pune
11.Whether in Corporation / Municipal / other area	MIDC Kurkumbh
12.IOD/IOA/Concession/Plan Approval Number	MIDC Kurkumbh <b>IOD/IOA/Concession/Plan Approval Number:</b> DE/KUR/PLAN/C-35830/ of 2019 <b>Approved Built-up Area:</b> 918
13.Note on the initiated work (If applicable)	Expansion in Existing Unit. Industry is established in 2002.
14.LOI / NOC / IOD from MHADA/ Other approvals (If applicable)	MIDC approval
15.Total Plot Area (sq. m.)	4050 sq.mt
16.Deductions	Not applicable
17.Net Plot area	Not applicable
18 (a).Proposed Built-up Area (FSI & Non-FSI)	<b>a) FSI area (sq. m.):</b> FSI Area- Not Applicable Non FSI Area - Not Applicable Total BUA area (sq. m.): 918 <b>b) Non FSI area (sq. m.):</b> FSI Area- Not Applicable Non FSI Area - Not Applicable Total BUA area (sq. m.): 918 <b>c) Total BUA area (sq. m.):</b> 918
18 (b).Approved Built up area as per DCR	<b>Approved FSI area (sq. m.):</b> Not applicable <b>Approved Non FSI area (sq. m.):</b> Not applicable <b>Date of Approval:</b> 16-07-2019
19.Total ground coverage (m2)	1142
20.Ground-coverage Percentage (%) (Note: Percentage of plot not open to sky)	28%
21.Estimated cost of the project	31000000

## 22.Number of buildings & its configuration



**Abhay Pimparkar (Secretary SEAC-I)**

**SEAC Meeting No: 181st ,Day-1 Meeting Date: March 5, 2020**

**Page 1 of 27**

Signature:


Name: Dr. Umakant Gangotree Dangat

**Dr. Umakant Dangat (Chairman SEAC-I)**

Serial number	Building Name & number	Number of floors	Height of the building (Mtrs)
1	Not applicable	Not applicable	Not applicable
23.Number of tenants and shops	Not applicable		
24.Number of expected residents / users	Not applicable		
25.Tenant density per hectare	Not applicable		
26.Height of the building(s)			
27.Right of way (Width of the road from the nearest fire station to the proposed building(s))	30 m and 19 m		
28.Turning radius for easy access of fire tender movement from all around the building excluding the width for the plantation	9 m		
29.Existing structure (s) if any	Expansion in existing unit		
30.Details of the demolition with disposal (If applicable)	Not applicable		


### 31.Production Details

Serial Number	Product	Existing (MT/M)	Proposed (MT/M)	Total (MT/M)
1	Ethyl Succinyl Chloride	2	5	7
2	Methyl Succinyl Chloride	0	5	5
3	3 Phenyl Propionyl Chloride	0	12	12
4	Di Ethyl Succinate	0	0.5	0.5
5	Mono Ethyl Succinate	0	4	4
6	Di Methyl Succinate	0	0.5	0.5
7	Mono Methyl Succinate	0	4	4
8	3 Phenyl Propionic Acid	0	10	10
9	Hydrochloric Acid 30%	4	10	14
10	Succinic Acid	0	2	2
11	Nitro Phenyl Hydrazine	0	14	14
12	Sodium Sulphite	0	14	14

  
**Abhay Pimparkar (Secretary SEAC-I)**

**SEAC Meeting No: 181st ,Day-1 Meeting Date: March 5, 2020**

**Page 2 of 27**

Signature:   
 Name: Dr. Umakant Dangat  
**Dr. Umakant Dangat (Chairman SEAC-I)**


13	The total production quantity at our plant will not exceed 68 MT/M	--	--	--
----	--	----	----	----

### 32.Total Water Requirement

<b>Dry season:</b>	<b>Source of water</b>	Kurkumbh MIDC
	<b>Fresh water (CMD):</b>	29.71
	<b>Recycled water - Flushing (CMD):</b>	Not applicable
	<b>Recycled water - Gardening (CMD):</b>	1.1 for cooling tower make up
	<b>Swimming pool make up (Cum):</b>	Not applicable
	<b>Total Water Requirement (CMD) :</b>	30.81
	<b>Fire fighting - Underground water tank(CMD):</b>	Not applicable
	<b>Fire fighting - Overhead water tank(CMD):</b>	Not applicable
	<b>Excess treated water</b>	0.0
<b>Wet season:</b>	<b>Source of water</b>	Kurkumbh MIDC
	<b>Fresh water (CMD):</b>	25.61
	<b>Recycled water - Flushing (CMD):</b>	Not applicable
	<b>Recycled water - Gardening (CMD):</b>	1.1 for cooling tower make up
	<b>Swimming pool make up (Cum):</b>	Not applicable
	<b>Total Water Requirement (CMD) :</b>	26.71
	<b>Fire fighting - Underground water tank(CMD):</b>	Not applicable
	<b>Fire fighting - Overhead water tank(CMD):</b>	Not applicable
	<b>Excess treated water</b>	0.0
<b>Details of Swimming pool (If any)</b>	Not applicable	

### 33.Details of Total water consumed

Particulars	Consumption (CMD)			Loss (CMD)			Effluent (CMD)		
	Existing	Proposed	Total	Existing	Proposed	Total	Existing	Proposed	Total
Domestic	1.04	1.65	2.69	0.19	0.3	0.49	0.85	1.35	2.2
Industrial Process	0.41	2.61	3.02	0.02	0.43	0.45	0.39	2.18	2.57

  
**Abhay Pimparkar (Secretary SEAC-I)**

**SEAC Meeting No: 181st ,Day-1 Meeting Date:  
 March 5, 2020**

**Page 3 of  
 27**

**Signature:**   
**Name: Dr. Umakant Gangotree Dangat  
 Dr. Umakant Dangat  
 (Chairman SEAC-I)**

Cooling tower & thermopack	3.5	17.5	21	3.48	17.41	19.9	0.02	0.09	1.1
Gardening	0.9	3.2	4.1	0.9	3.2	4.1	0	0	0

<b>34.Rain Water Harvesting (RWH)</b>	<b>Level of the Ground water table:</b>	25-50 m
	<b>Size and no of RWH tank(s) and Quantity:</b>	1 no of RWH tank with size L 5.24m x B 5.24m x H 2.06 m
	<b>Location of the RWH tank(s):</b>	Combine with cooling tower tank
	<b>Quantity of recharge pits:</b>	NA
	<b>Size of recharge pits :</b>	NA
	<b>Budgetary allocation (Capital cost) :</b>	2,00,000
	<b>Budgetary allocation (O &amp; M cost) :</b>	50,000
	<b>Details of UGT tanks if any :</b>	Not Applicable

<b>35.Storm water drainage</b>	<b>Natural water drainage pattern:</b>	unit is in MIDC
	<b>Quantity of storm water:</b>	4.59 cum/min
	<b>Size of SWD:</b>	250 mm Dia pipe

<b>Sewage and Waste water</b>	<b>Sewage generation in KLD:</b>	2.2
	<b>STP technology:</b>	We are providing septic tank with soak pit
	<b>Capacity of STP (CMD):</b>	NA
	<b>Location &amp; area of the STP:</b>	--
	<b>Budgetary allocation (Capital cost):</b>	--
	<b>Budgetary allocation (O &amp; M cost):</b>	--

### 36.Solid waste Management

<b>Waste generation in the Pre Construction and Construction phase:</b>	<b>Waste generation:</b>	Minimal waste generation
	<b>Disposal of the construction waste debris:</b>	Not Applicable
<b>Waste generation in the operation Phase:</b>	<b>Dry waste:</b>	15 Kg/month
	<b>Wet waste:</b>	30 kg /month
	<b>Hazardous waste:</b>	Details mentioned below
	<b>Biomedical waste (If applicable):</b>	Not Applicable
	<b>STP Sludge (Dry sludge):</b>	Not Applicable
	<b>Others if any:</b>	Boiler Ash - 4.5 Kg/hr

<b>Mode of Disposal of waste:</b>	<b>Dry waste:</b>	Send to authorized re processor
	<b>Wet waste:</b>	Send to authorized re processor
	<b>Hazardous waste:</b>	Send to CHWTSDF, Ranjangaon
	<b>Biomedical waste (If applicable):</b>	Not Applicable
	<b>STP Sludge (Dry sludge):</b>	Not Applicable
	<b>Others if any:</b>	Sale to brick manufacturer
<b>Area requirement:</b>	<b>Location(s):</b>	Scrap yard
	<b>Area for the storage of waste &amp; other material:</b>	149 sqm
	<b>Area for machinery:</b>	Not Applicable
<b>Budgetary allocation (Capital cost and O&amp;M cost):</b>	<b>Capital cost:</b>	1,50,000
	<b>O &amp; M cost:</b>	6,80,000

### 37. Effluent Characteristics



Serial Number	Parameters	Unit	Inlet Effluent Characteristics	Outlet Effluent Characteristics	Effluent discharge standards (MPCB)
1	pH	--	6.5	7.4	5.5-9.0
2	SS	Mg/lit	650	Nil	100
3	BOD	Mg/lit	120	28	100
4	COD	Mg/lit	600	90	250
5	TDS	Mg/lit	3500	70	2100
6	Oil & Grease	Mg/lit	8	Nil	10.0
7	Sulphates	Mg/lit	-	Nil	1000
8	Chloride	Mg/lit	100	Nil	600

Amount of effluent generation (CMD):	Total 3.67 CMD
Capacity of the ETP:	3 CMD
Amount of treated effluent recycled :	1.1 (out of 3.67 CMD effluent, 2.57 CMD effluent from industrial processing will be forced evaporated & remaining 1.1 CMD effluent will be treated though ETP.
Amount of water send to the CETP:	0.0
Membership of CETP (if require):	Yes
Note on ETP technology to be used	Primary & tertiary treatment
Disposal of the ETP sludge	send to CHWTSDF, Ranjangaon

### 38. Hazardous Waste Details

Serial Number	Description	Cat	UOM	Existing	Proposed	Total	Method of Disposal
1	Discarded containers/barrels, used for HW chemicals	33.1	Nos./ Month	5	70	75	Sale to Authorized recycler
2	ETP Sludge	35.3	Kg/ Month	4.5	24.9	29.4	CHWSTDF
3	Distillation residue	36.1	Kg/ Month	9	4116	4125	CHWSTDF
4	Spent solvent wash	20.2	Kg/Month	25	275	300	Recycle & Reuse

### 39. Stacks emission Details

 <b>Abhay Pimparkar (Secretary SEAC-I)</b>	<b>SEAC Meeting No: 181st ,Day-1 Meeting Date: March 5, 2020</b>	<b>Page 5 of 27</b>	Signature:  Name: Dr. Umakant Dangat <b>Dr. Umakant Dangat (Chairman SEAC-I)</b>
--	--	-------------------------	---

Serial Number	Section & units	Fuel Used with Quantity	Stack No.	Height from ground level (m)	Internal diameter (m)	Temp. of Exhaust Gases
1	Existing Boiler 300 kg	LDO -15 Litre/hr.	1	15.0	300 mm	110
2	Proposed Boiler 600 kg	Briquettes 130 kg/hr.	3	30	350 mm	150
3	Existing DG set 35 KVA	HSD 3.75 L/hr.	2	2.5	50mm	65
4	Proposed DG set 35 KVA	HSD 3.75 L/hr.	4	2.5	50 mm	65


#### 40.Details of Fuel to be used

Serial Number	Type of Fuel	Existing	Proposed	Total
1	LDO	92 LPD	196 LPD	288 LPD
2	Briquettes	0	130 Kg/hr	130 Kg/hr
3	HSD	3.75 litre/hr	3.75 litre/hr	7.5 litre/hr
41.Source of Fuel		Open market		
42.Mode of Transportation of fuel to site		By Road		

<b>43.Green Belt Development</b>	<b>Total RG area :</b>	1413.26 Sq.mt.
	<b>No of trees to be cut :</b>	NA
	<b>Number of trees to be planted :</b>	215
	<b>List of proposed native trees :</b>	Details are attached
	<b>Timeline for completion of plantation :</b>	2-3 months


#### 44.Number and list of trees species to be planted in the ground

Serial Number	Name of the plant	Common Name	Quantity	Characteristics & ecological importance
1	Terminalia catappa	Almond	47	Almonds are included as a good source of protein among recommended healthy foods
2	Azadirachta indica	Neem	63	In the world of Ayurveda, neem is a popular medicinal herb that's been part of traditional remedies
3	Leucaena leucocephala	Subabul	6	Used for a variety of purposes, such as firewood, fiber, and livestock fodder
4	Vachellia nilotica	Kateri Babul	1	The tender twig of this plant is used as a toothbrush, also used as Forage and fodder

  
**Abhay Pimparkar (Secretary SEAC-I)**

**SEAC Meeting No: 181st ,Day-1 Meeting Date: March 5, 2020**

**Page 6 of 27**

Signature:   
 Name: Dr. Umakant Dangat  
**Dr. Umakant Dangat (Chairman SEAC-I)**

5	Butea monosperma	Palas	60	The bark of the tree also has blood purifying properties. The concoction made by flowers is beneficial in impotency and menstrual cramps. Fruits and seeds of the plant are used to treat skin ulcers, piles and disorders related to eyes such as cataract. Roots of a palash tree is used as an analgesic.
6	Millettia pinnata	Karanj	60	The bark can be used to make twine or rope and it also yields a black gum that has historically been used to treat wounds
7	Saraca asoca	Ashoka	40	Used for Medicinal purpose

**45.Total quantity of plants on ground**

**46.Number and list of shrubs and bushes species to be planted in the podium RG:**

Serial Number	Name	C/C Distance	Area m2
1	NA	NA	--

**47.Energy**

<b>Power requirement:</b>	Source of power supply :	MSEDCL
	During Construction Phase: (Demand Load)	Minimal
	DG set as Power back-up during construction phase	NA
	During Operation phase (Connected load):	61 KVA
	During Operation phase (Demand load):	51 KVA
	Transformer:	NA
	DG set as Power back-up during operation phase:	2 No of DG Sets of 35 KVA capacity each
	Fuel used:	HSD
Details of high tension line passing through the plot if any:	NA	

**48.Energy saving by non-conventional method:**

LED Lightning

**49.Detail calculations & % of saving:**

Serial Number	Energy Conservation Measures	Saving %
1	LED Lightning	16 No. of lights with 12 KW capacity each

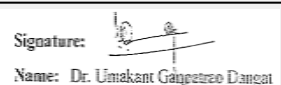
**50.Details of pollution control Systems**



**Abhay Pimparkar (Secretary SEAC-I)**

**SEAC Meeting No: 181st ,Day-1 Meeting Date: March 5, 2020**

**Page 7 of 27**



**Dr. Umakant Dangat (Chairman SEAC-I)**

Source	Existing pollution control system	Proposed to be installed
Effluent (ETP)	Effluent Treatment Plant + RO	--
Boiler	Stack	Stack
DG Set	Acoustic enclosure	Acoustic enclosure
Air Pollution Control System	Scrubber & absorber	Scrubber (attached to GLR for SO <sub>2</sub> ) & absorber (attached to GLR for Cl <sub>2</sub> )
<b>Budgetary allocation (Capital cost and O&amp;M cost):</b>	<b>Capital cost:</b>	1,68,000
	<b>O &amp; M cost:</b>	--

## 51.Environmental Management plan Budgetary Allocation

### a) Construction phase (with Break-up):


Serial Number	Attributes	Parameter	Total Cost per annum (Rs. In Lacs)
1	Environmental monitoring	Air, water & noise monitoring	0.3
2	Occupational health & safety	Personal protective equipments	0.15
3	Air pollution control	Water sprinkling for dust control	0.30
4	Environment Management cell	Environment Management cell	0.5

### b) Operation Phase (with Break-up):

Serial Number	Component	Description	Capital cost Rs. In Lacs	Operational and Maintenance cost (Rs. in Lacs/yr)
1	ETP	ETP	8	4.8
2	Environmental Health & safety	Environmental Health & safety	1.5	3.6
3	Solid waste	Solid waste	1.5	6.8
4	Greening	greening	1.5	1
5	Environmental Monitoring	Environmental Monitoring	--	1.2
6	Air pollution	Scrubber	2	0.2
7	Rain water Harvesting	RWH system	2	0.5
8	Environment Management Cell	Environment Management Cell	--	1.2


## 51.Storage of chemicals (inflammable/explosive/hazardous/toxic substances)

Description	Status	Location	Storage Capacity in MT	Maximum Quantity of Storage at any point of time in MT	Consumption / Month in MT	Source of Supply	Means of transportation
Ethanol	INF	Ethanol store	3	3	4.6	Open domestic market	By Road

  
Abhay Pimparkar (Secretary SEAC-I)

**SEAC Meeting No: 181st ,Day-1 Meeting Date: March 5, 2020**

**Page 8 of 27**

Signature:   
Name: Dr. Umakant Dangat  
**Dr. Umakant Dangat (Chairman SEAC-I)**


Methanol	INF	Methanol store	1	1	2.6	Open domestic market	By road
Thionyl Chloride	HAZ	Thionyl store	8	8	12.8	Open domestic market	By road
LDO	INF	LDO tank	12	8	7.5	Open domestic market	By road
Hydrazine Hydrate	HAZ	Common store	4	4	4	Open domestic market	By road
Ortho Nitro Chloro Benzene	HAZ	Common store	3	3	3	Open domestic market	By road
Succinic Anhydride	Non HAZ	Common store	13	3	13	Open domestic market	By road
Cinnamic Acid	Non HAZ	Common store	8	7	21.2	Open domestic market	By road/sea
Sodium Hydroxide	Non HAZ	Common store	3	3	13.1	Open domestic market	By road
Hydrochloric Acid 30%	HAZ	Common store	4	4	8.4	Open domestic market	By road

### 52. Any Other Information

No Information Available

### 53. Traffic Management

	<b>Nos. of the junction to the main road &amp; design of confluence:</b>	--
	<b>Number and area of basement:</b>	--
	<b>Number and area of podia:</b>	--
	<b>Total Parking area:</b>	405 Sq.m.
	<b>Area per car:</b>	12.5 sq.m.
	<b>Area per car:</b>	12.5 sq.m.
<b>Parking details:</b>	<b>Number of 2-Wheelers as approved by competent authority:</b>	--
	<b>Number of 4-Wheelers as approved by competent authority:</b>	--
	<b>Public Transport:</b>	--
	<b>Width of all Internal roads (m):</b>	6 m
	<b>CRZ/ RRZ clearance obtain, if any:</b>	NA

  
**Abhay Pimparkar (Secretary SEAC-I)**

**SEAC Meeting No: 181st ,Day-1 Meeting Date: March 5, 2020**


**Page 9 of 27**

**Signature:**   
**Name: Dr. Umakant Dangat (Chairman SEAC-I)**

	<b>Distance from Protected Areas / Critically Polluted areas / Eco-sensitive areas/ inter-State boundaries</b>	NA
	<b>Category as per schedule of EIA Notification sheet</b>	5 (f)
	<b>Court cases pending if any</b>	NA
	<b>Other Relevant Informations</b>	No
	<b>Have you previously submitted Application online on MOEF Website.</b>	No
	<b>Date of online submission</b>	-


### TOR Suggested Changes

Consolidated Statement Point Number	Original Remarks	Submitted Changes
4. Name of Consultant	Eco Foot Forward	M/s. Eco Chem Sales & Services
12. IOD/IOA/Concession/Plan Approval Number	Approved Built-up Area: 425.6 sqm	Approved Built-up Area: 918 sqm
31. Production Details	1 Ethyl Succinyl Chloride- Existing 2MT/M, Proposed 7MT/M, Total 9MT/M. 2 Methyl Succinyl Chloride- Existing 0MT/M, Proposed 5MT/M, Total 5MT/M. 3 3 Phenyl Propionyl Chloride- Existing 0MT/M, Proposed 8MT/M, Total 8MT/M. 4 3 Chloro Propionyl Chloride- Existing 0MT/M, Proposed 5MT/M, Total 5MT/M. 5 Ethyl Oxalyl Chloride- Existing 0MT/M, Proposed 2MT/M, Total 2MT/M. 6 Methyl Oxalyl Chloride- Existing 0MT/M, Proposed 2MT/M, Total 2MT/M. 7 Di Ethyl Succinate- Existing 0MT/M, Proposed 4MT/M, Total 4MT/M. 8 Mono Ethyl Succinate- Existing 0MT/M, Proposed 4MT/M, Total 4MT/M. 9 Di Methyl Succinate- Existing 0MT/M, Proposed 4MT/M, Total 4MT/M. 10 Mono Methyl Succinate- Existing 0MT/M, Proposed 4MT/M, Total 4MT/M. 11 3Phenyl Propionic Acid- Existing 0MT/M, Proposed 10MT/M, Total 10MT/M. 12 3Chloro Propionic Acid- Existing 0MT/M, Proposed 2MT/M, Total 2MT/M. 13 Hydrochloric Acid 30% - Existing 4MT/M, Proposed 16MT/M, Total 20MT/M. 14 Succinic Acid- Existing 0MT/M, Proposed 2MT/M, Total 2MT/M. 15 Nitro Phenyl Hydrazine- Existing 0MT/M, Proposed 15MT/M, Total 15MT/M. 16 Sodium Sulphite- - Existing 0MT/M, Proposed 22MT/M, Total 22MT/M.	1 Ethyl Succinyl Chloride- Existing 2MT/M, Proposed 5MT/M, 2 Methyl Succinyl Chloride- Existing 0MT/M, Proposed 5MT/M, 3 3 Phenyl Propionyl Chloride- Existing 0MT/M, Proposed 12MT/M, (point no. 1 to 3 Total 12MT/M individual or in combination.) 4 Di Ethyl Succinate- Existing 0MT/M, Proposed 4MT/M, 5 Mono Ethyl Succinate- Existing 0MT/M, Proposed 4MT/M, 6 Di Methyl Succinate- Existing 0MT/M, Proposed 4MT/M, 7 Mono Methyl Succinate- Existing 0MT/M, Proposed 4MT/M, (point No. 3 to 7 Total 4MT/M individual or in combination.) 8 3Phenyl Propionic Acid- Existing 0MT/M, Proposed 10MT/M, 9 Succinic Acid- Existing 0MT/M, Proposed 3.5MT/M, (point no. 8 and 9 Total 10MT/M individual or in combination.) 10 Nitro Phenyl Hydrazine(21%)- Existing 0MT/M, Proposed 14MT/M, Total 14MT/M. 11 Sodium Sulphite- Existing 0MT/M, Proposed 14MT/M, Total 14MT/M. 12 Hydrochloric Acid (30%) - Existing 4MT/M, Proposed 10MT/M, Total 14MT/M.
32. Total Water Requirement	Fresh water (CMD): 15.24	Fresh water (CMD): 25.56
Dry Season	Total Water Requirement (CMD):16.24 Excess treated water 2.26 CMD send to CETP	Total Water Requirement (CMD):26.66 Excess treated water 1.1 CMD for cooling tower make up
Wet Season	Fresh water (CMD): 15.24 Total Water Requirement (CMD):15.24	Fresh water (CMD): 24.56 Total Water Requirement (CMD):25.66


  
**Abhay Pimparkar (Secretary SEAC-I)**

**SEAC Meeting No: 181st ,Day-1 Meeting Date: March 5, 2020**

**Page 10 of 27**


**Signature:**   
**Name: Dr. Umakant Dangat (Chairman SEAC-I)**

33. Details of Total water consumed	Domestic -Existing Consumption 0.6 CMD, Proposed Consumption 0.4 CMD, Total Consumption 1.0 CMD. Domestic - Existing Loss 0.12 CMD, Proposed Loss 0.08 CMD, Total Loss 0.2 CMD. Domestic - Existing Effluent 0.48 CMD, Proposed Effluent 0.32 CMD, Total Effluent 0.8 CMD. Industrial Process - Existing Consumption 4.18 CMD, Proposed Consumption 10.0 CMD, Total Consumption 14.18 CMD. Industrial Process - Existing Loss 3.5 CMD, Proposed Loss 8.28 CMD, Total Loss 11.78 CMD. Industrial Process - Existing Effluent 0.68 CMD, Proposed Effluent 1.72 CMD, Total Effluent 2.4 CMD. Cooling Tower & Thermopack - Existing Consumption 0.02 CMD, Proposed Consumption 0.04 CMD, Total Consumption 0.06 CMD. Cooling Tower & Thermopack - Existing Loss 0 CMD, Proposed Loss 0 CMD, Total Loss 0 CMD. Cooling Tower & Thermopack - Existing Effluent 0.02 CMD, Proposed Effluent 0.04 CMD, Total Effluent 0.06 CMD. Gardening- Existing Consumption 0.2 CMD, Proposed Consumption 0.8 CMD, Total Consumption 1.0 CMD. Gardening- Existing Loss 0.2 CMD, Proposed Loss 0.8 CMD, Total Loss 1.0 CMD. Gardening- Existing Effluent 0 CMD, Proposed Effluent 0 CMD, Total Effluent 0 CMD.	Domestic -Existing Consumption 1.04 CMD, Proposed Consumption 0.6 CMD, Total Consumption 1.64 CMD. Domestic - Existing Loss 0.19 CMD, Proposed Loss 0.11 CMD, Total Loss 0.3 CMD. Domestic - Existing Effluent 0.85 CMD, Proposed Effluent 0.49 CMD, Total Effluent 1.34 CMD. Industrial Processing - Existing Consumption 0.41 CMD, Proposed Consumption 2.61 CMD, Total Consumption 3.02 CMD. Industrial Processing - Existing Loss 0.02 CMD, Proposed Loss 0.43 CMD, Total Loss 0.45 CMD. Industrial Processing - Existing Effluent 0.39 CMD, Proposed Effluent 2.18 CMD, Total Effluent 2.57 CMD. Industrial Cooling -Existing Consumption 3.5 CMD, Proposed Consumption 17.5 CMD, Total Consumption 21 CMD. Industrial Cooling - Existing Loss 3.48 CMD, Proposed Loss 17.41 CMD, Total Loss 19.9 CMD. Industrial Cooling - Existing Effluent 0.02 CMD, Proposed Effluent 0.09 CMD, Total Effluent 1.1 CMD. Gardening- Existing Consumption 0.2 CMD, Proposed Consumption 0.8 CMD, Total Consumption 1.0 CMD. Gardening- Existing Loss 0.2 CMD, Proposed Loss 0.8 CMD, Total Loss 1.0 CMD. Gardening- Existing Effluent 0 CMD, Proposed Effluent 0 CMD, Total Effluent 0 CMD.
36. Sewage and Waste water	Sewage generation in KLD: 0.8	Sewage generation in KLD: 1.34
38. Effluent Characteristics	Amount of effluent generation (CMD): Total 2.46 CMD	Amount of effluent generation (CMD): Total 3.67 CMD
38. Effluent Characteristics	Capacity of the ETP: 3 CMD	Capacity of the ETP: 5 CMD
38. Effluent Characteristics	Amount of water send to the CETP: 2.46	Amount of water send to the CETP: 0
39. Hazardous Waste Details	1 Discarded containers, barrels used for HW Chemicals- category 28.4, Existing 0 Nos. Proposed 35 Nos., Total 35 Nos. 2 ETP Sludge- category 34.20, Existing 0 kg/month Proposed 50 kg/month, Total 50 kg/month. 3 Distillation residue- category 20.3, Existing 4.17 kg/month, Proposed 1995.83kg/month, Total 2000 kg/month. 4 Spent solvent wash - category 28.6, Existing 0 kg/month, Proposed 167 kg/month, Total 167 kg/month, method of disposal - Authorized reprocessor	1 Discarded containers, barrels used for HW Chemicals- category 33.1, Existing 8 Nos./month, Proposed 52 Nos./month, Total 60 Nos./month 2 ETP Sludge- category 35.3, Existing 4.5 kg/month, Proposed 24.9 kg/month, Total 29.4 kg/month. 3 Distillation residue- category 36.1, Existing 4.17 kg/month, Proposed 4572 kg/month, Total 4577 kg/month. 4 Spent solvent wash - category 20.2, Existing 25 kg/month, Proposed 275 kg/month, Total 300 kg/month, method of disposal - Recycle & Reuse
40. Stacks emission Details	1 Existing Boiler 300 kg- Fuel Used with Quantity : LDO, 2 Proposed Boiler 600 kg- Fuel Used with Quantity : Briquettes/ Wood/Coal. 3 Existing DG set 35 KVA- Fuel Used with Quantity: LDO 3.75 L/hr. 4 Proposed DG set 35 KVA- - Fuel Used with Quantity: LDO 3.75 L/hr.	1 Existing Boiler 300 kg/hr- Fuel Used with Quantity : LDO 15 lit/hr, 2 Proposed Boiler 600 kg/hr- Fuel Used with Quantity : Solid fuel 130 kg/hr. 3 Existing DG set 35KVA- Fuel Used with Quantity: HSD 3.75 L/hr. 4 Proposed DG set 35 KVA- - Fuel Used with Quantity: HSD 3.75 L/hr.
41. Details of Fuel to be used	1 LDO - Existing 200 LPD, Proposed 300 LPD, Total 500 LPD. 2 Briquettes/ Wood/ Coal- Existing 0, Proposed 130 Kg/hr, Total 130 Kg/hr.	1 LDO - Existing 110 LPD, Proposed 142 LPD, Total 252 LPD. 2 Solid Fuel- Existing 0, Proposed 130 Kg/hr, Total 130 Kg/hr.
51. Details of pollution control Systems	Existing pollution control system- Effluent Treatment Plant	Existing pollution control system- Effluent Treatment Plant + RO

  
**Abhay Pimparkar (Secretary SEAC-I)**

**SEAC Meeting No: 181st ,Day-1 Meeting Date: March 5, 2020**


**Page 11 of 27**

  
**Dr. Umakant Dangat (Chairman SEAC-I)**

<p>52. Storage of chemicals (inflammable/explosive/hazardous/toxic substances)</p>	<p>1 Ethanol- status :INF, Storage : Ethanol store, Storage Capacity :3MT/M, Max Quantity of storage :3MT/M, Consumption : 5MT/M, Source of supply :Open domestic market, Means of transportation :By Road 2 Methanol- status :INF, Storage : Methanol store, Storage Capacity :1MT/M, Max Quantity of storage :1MT/M, Consumption : 2MT/M, Source of supply :Open domestic market, Means of transportation :By Road 3 Thionyl Chloride - status :HAZ, Storage :Thionyl store, Storage Capacity :8MT/M, Max Quantity of storage :8MT/M, Consumption : 10MT/M, Source of supply :Open domestic market, Means of transportation :By Road 4 LDO - status :INF, Storage : LDO tank, Storage Capacity :12MT/M, Max Quantity of storage :8MT/M, Consumption : 10MT/M, Source of supply :Open domestic market, Means of transportation :By Road 5 Acrylic acid - status :HAZ, Storage :Acrylic store, Storage Capacity :6MT/M, Max Quantity of storage :0.6MT/M, Consumption : 1MT/M, Source of supply :Open domestic market, Means of transportation :By Road 6 Oxalic acid - status :HAZ, Storage :oxalic store, Storage Capacity :0.6MT/M, Max Quantity of storage :0.6MT/M, Consumption : 1MT/M, Source of supply :Open domestic market, Means of transportation :By Road 7 Hydrazine Hydrate - status :HAZ, Storage :common store, Storage Capacity :10MT/M, Max Quantity of storage :10MT/M, Consumption : 20MT/M, Source of supply :Open domestic market, Means of transportation :By Road 8 Ortho Nitro Chloro Benzene - status :HAZ, Storage :common store, Storage Capacity :8MT/M, Max Quantity of storage :8MT/M, Consumption : 15MT/M, Source of supply :Open domestic market, Means of transportation :By Road</p>	<p>1 Ethanol- status :INF, Storage : Ethanol store, Storage Capacity :3MT/M, Max Quantity of storage :3MT/M, Consumption : 5MT/M, Source of supply :Open domestic market, Means of transportation :By Road 2 Methanol- status :INF, Storage : Methanol store, Storage Capacity :1MT/M, Max Quantity of storage :1MT/M, Consumption : 2.5MT/M, Source of supply :Open domestic market, Means of transportation :By Road 3 Thionyl Chloride - status :HAZ, Storage :Thionyl store, Storage Capacity :8MT/M, Max Quantity of storage :8MT/M, Consumption : 13MT/M, Source of supply :Open domestic market, Means of transportation :By Road 4 LDO - status :INF, Storage : LDO tank, Storage Capacity :12MT/M, Max Quantity of storage :7MT/M, Consumption : 6.3MT/M, Source of supply :Open domestic market, Means of transportation :By Road 5 Hydrazine Hydrate - status :HAZ, Storage :common store, Storage Capacity :4MT/M, Max Quantity of storage :4MT/M, Consumption : 4MT/M, Source of supply :Open domestic market, Means of transportation :By Road 6 Ortho Nitro Chloro Benzene - status :HAZ, Storage :common store, Storage Capacity :3MT/M, Max Quantity of storage :3MT/M, Consumption : 3MT/M, Source of supply :Open domestic market, Means of transportation :By Road 7 Cinnamic Acid- status :NON HAZ, Storage :common store, Storage Capacity :8MT/M, Max Quantity of storage :7MT/M, Consumption : 10MT/M, Source of supply :Open domestic market/international market, Means of transportation :By Road/By sea, 8 Sodium Hydroxide - status :NON HAZ, Storage :common store, Storage Capacity :3MT/M, Max Quantity of storage :3MT/M, Consumption : 3MT/M, Source of supply :Open domestic market, Means of transportation :By Road 9 Hydrochloric Acid 30%- status :HAZ, Storage :common store, Storage Capacity :4MT/M, Max Quantity of storage :4MT/M, Consumption : 8.5MT/M, Source of supply :Open domestic market, Means of transportation :By Road</p>
--	---	--


## SEAC DISCUSSION ON ENVIRONMENTAL ASPECTS

<b>Environmental Impacts of the project</b>	PP submitted EIA report to the committee. Various aspects of the Environment are discussed in the report. PP has conducted base line data collection for Air, Water, Soil & Noise parameters as per EIA Notification, 2006 amended from time to time
<b>Water Budget</b>	PP submitted water budget calculations in the EIA report and also indicated water requirement at Sr. No 33 of the Consolidated Statement.
<b>Waste Water Treatment</b>	PP proposes Zero Liquid Discharge Effluent Treatment Plant.
<b>Drainage pattern of the project</b>	PP considered contour levels during design of storm water drains.
<b>Ground water parameters</b>	As per data submitted by PP ground water parameters are within the prescribed limits.
<b>Solid Waste Management</b>	PP committed to dispose the hazardous waste at Common Hazardous Waste Treatment, Storage, and Disposal Facility and sale to Authorized vendors. Details are given at Sr. No. 38 of the Consolidated Statement.
<b>Air Quality &amp; Noise Level issues</b>	As per data submitted by PP Air Quality and Noise parameters are within the prescribed limits at project site.
<b>Energy Management</b>	The electrical demand for project is 51 KVA which will be supplied by MSEDCL. PP proposes two numbers of DG sets with capacity 35 KVA

  
**Abhay Pimparkar (Secretary SEAC-I)**

**SEAC Meeting No: 181st ,Day-1 Meeting Date: March 5, 2020**


**Page 12 of 27**

  
**Dr. Umakant Dangat (Chairman SEAC-I)**

<b>Traffic circulation system and risk assessment</b>	PP proposes internal roads with minimum six meter width and nine meters of turning radius for smooth circulation of traffic.
<b>Landscape Plan</b>	PP proposes to provide 33% green belt within the premises.
<b>Disaster management system and risk assessment</b>	PP carried out HAZOP and Risk Assessment and submitted DMP.
<b>Socioeconomic impact assessment</b>	PP has carried out socio economic impact study and included in the EIA report.
<b>Environmental Management Plan</b>	PP proposes Rs. 1.20 Lakhs during construction phase and Rs. 16.50 Lakhs as capital cost and Rs. 19.30 Lakhs as recurring EMP cost for the maintenance of environmental parameters during operation phase.
<b>Any other issues related to environmental sustainability</b>	Not Applicable


**Brief information of the project by SEAC**

SEAC-AGENDA-0000000412

  
**Abhay Pimparkar (Secretary SEAC-I)**

**SEAC Meeting No: 181st ,Day-1 Meeting Date:  
 March 5, 2020**

**Page 13  
 of 27**

**Signature:**   
**Name: Dr. Umakant Dangat**  
**Dr. Umakant Dangat  
 (Chairman SEAC-I)**

PP submitted their application for the grant of TOR under category 5(f)B1 as per EIA Notification, 2006.

The proposal was considered in the 167A meeting of the SEAC-1 wherein PP remained absent.

PP presented draft TOR based on standard TOR issued by MoEF & CC published in April, 2015.

PP to collect base line data as per Office Memorandum issued by MoEF&CC dated 27.08.2017.

As the industry is located in the notified industrial area/estate (MIDC), Public Hearing is exempted under the provisions as per para 7 III Stage (3) (b) of the EIA Notification, 2006

The validity of the TOR will be for three years as per OM issued by MoEF and CC on 29.08.2017.


PP to submit Form - 2 along with EIA/EMP report as per OM issued by MoEF&CC on 20.04.2018.

PP to submit their plan to utilize CER (Corporate Environment Responsibility) along with timelines as per OM issued by MoEF&CC dated 01.05.2018.

The ToR was granted to the PP in 168th B meeting of SEAC-1 held on 19.09.2019.


Now PP submitted EIA/EMP report for appraisal.

### DECISION OF SEAC

  
Abhay Pimparkar (Secretary  
SEAC-I)

**SEAC Meeting No: 181st ,Day-1 Meeting Date:  
March 5, 2020**

**Page 14  
of 27**

Signature:   
Name: Dr. Umakant Dangat  
**Dr. Umakant Dangat  
(Chairman SEAC-I)**

After deliberations with the PP and their accredited consultant SEAC-1 decided to recommend the proposal for prior Environmental Clearance subject to the following conditions.


**Specific Conditions by SEAC:**

- 1) PP to prepare safety training modules in Marathi language and implement the same for staff so as to increase its effectiveness.
- 2) PP to submit compliance of point No. 3 (x) and (xi) of the standard ToR point.
- 3) PP to ensure to use briquettes as a fuel to the boiler so as to reduce air pollution potential.
- 4) PP to prepare & implement CER plan in consultation with the District Authority as per OM issued by MoEF&CC dated 01.05.2018.
- 5) PP to use new and renewable energy for illumination of office buildings, street lights, parking areas and maintain the same regularly. PP to provide lightning arrestor.
- 6) PP to include carbon and water foot print monitoring in their Environmental Management Plan.

**FINAL RECOMMENDATION**


SEAC-I have decided to recommend the proposal to SEIAA for Prior Environmental clearance subject to above conditions

SEAC-AGENDA-0000000412

  
**Abhay Pimparkar (Secretary  
SEAC-I)**

**SEAC Meeting No: 181st ,Day-1 Meeting Date:  
March 5, 2020**

**Page 15  
of 27**

Signature:   
Name: Dr. Umakant Dangat  
**Dr. Umakant Dangat  
(Chairman SEAC-I)**

## 181st Meeting of State Level Expert Appraisal Committee (SEAC-1)

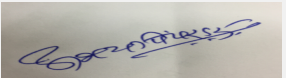
SEAC Meeting number: 181st ,Day-1 Meeting Date March 5, 2020

**Subject:** Environment Clearance for Expansion with change in product mix of Bulk Drug & Specialty Chemical by Dikora Bulk Drug Private Limited

**Is a Violation Case:** No


1.Name of Project	Expansion with change in product mix of Bulk Drug & Specialty Chemical Industrial Project by Dikora Bulk Drug Private Limited.
2.Type of institution	Private
3.Name of Project Proponent	Komal Vikram Patil
4.Name of Consultant	Enviro Resources
5.Type of project	5(f) B 1
6.New project/expansion in existing project/modernization/diversification in existing project	Expansion of Existing Project with Change in Product Mix
7.If expansion/diversification, whether environmental clearance has been obtained for existing project	Environmental Clearance (EC) was not required for manufacturing of inorganic chemicals.
8.Location of the project	Plot No. 29, Kinhi, MIDC, Tal. Bhusawal Dist. Jalgaon
9.Taluka	Bhusawal
10.Village	Kinhi
Correspondence Name:	Plot No. 29
Room Number:	Kinhi, MIDC
Floor:	Dist. Jalgaon
Building Name:	Tal. Bhusawal
Road/Street Name:	Tal. Bhusawal
Locality:	Kinhi,
City:	Jalgaon
11.Whether in Corporation / Municipal / other area	NA
12.IOD/IOA/Concession/Plan Approval Number	IOD/IOA/Concession/Plan Approval Number: DE/JLG/SPA/2018/D 36741 IOD/IOA/Concession/Plan Approval Number: DE/JLG/SPA/2018/D 36741 Approved Built-up Area: 2258.85
13.Note on the initiated work (If applicable)	NA
14.LOI / NOC / IOD from MHADA/ Other approvals (If applicable)	NA
15.Total Plot Area (sq. m.)	10000 sq. mt
16.Deductions	1000 sq. mt
17.Net Plot area	9000 sq. mt
18 (a).Proposed Built-up Area (FSI & Non-FSI)	a) FSI area (sq. m.): 2258.85 sq. mt b) Non FSI area (sq. m.): c) Total BUA area (sq. m.): 2258.85
18 (b).Approved Built up area as per DCR	Approved FSI area (sq. m.): 2258.85 Approved Non FSI area (sq. m.): Date of Approval: 31-10-2018
19.Total ground coverage (m2)	1894.95
20.Ground-coverage Percentage (%) (Note: Percentage of plot not open to sky)	18.9
21.Estimated cost of the project	34857000

## 22.Number of buildings & its configuration

  
**Abhay Pimparkar (Secretary SEAC-I)**

**SEAC Meeting No: 181st ,Day-1 Meeting Date:  
March 5, 2020**


**Page 16  
of 27**

Signature:   
Name: Dr. Umakant Dangat  
**Dr. Umakant Dangat  
(Chairman SEAC-I)**

Serial number	Building Name & number	Number of floors	Height of the building (Mtrs)
1	Not applicable	Not applicable	Not applicable
23.Number of tenants and shops	Not applicable		
24.Number of expected residents / users	Not applicable		
25.Tenant density per hectare	Not applicable		
26.Height of the building(s)			
27.Right of way (Width of the road from the nearest fire station to the proposed building(s))	12 mt		
28.Turning radius for easy access of fire tender movement from all around the building excluding the width for the plantation	Turning Radius of 9 Meters		
29.Existing structure (s) if any	Manufacturing shed, Godown, Laboratory Building, R & D Shed, Solvent Godown, Watchman Cabin, HR & account shed, EHS shed etc.		
30.Details of the demolition with disposal (If applicable)	Not applicable		


### 31.Production Details

Serial Number	Product	Existing (MT/M)	Proposed (MT/M)	Total (MT/M)
1	Phosphorous Tribromide	833.3	0	833.3
2	Bromine Liquid	33333.3	0	33333.3
3	Sodium Chloride	833.3	0	833.3
4	Amlodipine Besylate	Nil	416.6	416.6
5	Atenolol	Nil	833.3	833.3
6	Bupropion HCl	Nil	250	250
7	Carvedilol	Nil	166.6	166.6
8	Escitalopram Oxalate	Nil	83.3	83.3
9	Eszopiclone	Nil	4.16	4.16
10	Etodolac	Nil	183.3	183.3
11	Lamotrigine	Nil	416.6	416.6
12	Olanzapin	Nil	83.3	83.3
13	Quetiapine	Nil	166.6	166.6
14	Sumatriptan	Nil	4.16	4.16
15	Telmisartan	Nil	83.3	83.3
16	Tramadol HCL	Nil	166.6	166.6
17	Venlafaxine	Nil	166.6	166.6

  
**Abhay Pimparkar (Secretary SEAC-I)**

**SEAC Meeting No: 181st ,Day-1 Meeting Date: March 5, 2020**

**Page 17 of 27**

Signature:   
 Name: Dr. Umakant Dangat  
**Dr. Umakant Dangat (Chairman SEAC-I)**


18	Zopiclone	Nil	4.16	4.16
19	Tetra Butyl Ammonium Tri Bromide	Nil	416.6	416.6
20	Para Bromo Phenol	Nil	833.3	833.3

### 32.Total Water Requirement

<b>Dry season:</b>	<b>Source of water</b>	MIDC Kinhi
	<b>Fresh water (CMD):</b>	0
	<b>Recycled water - Flushing (CMD):</b>	0
	<b>Recycled water - Gardening (CMD):</b>	0
	<b>Swimming pool make up (Cum):</b>	0
	<b>Total Water Requirement (CMD) :</b>	0
	<b>Fire fighting - Underground water tank(CMD):</b>	0
	<b>Fire fighting - Overhead water tank(CMD):</b>	0
	<b>Excess treated water</b>	0
<b>Wet season:</b>	<b>Source of water</b>	MIDC
	<b>Fresh water (CMD):</b>	0
	<b>Recycled water - Flushing (CMD):</b>	0
	<b>Recycled water - Gardening (CMD):</b>	0
	<b>Swimming pool make up (Cum):</b>	0
	<b>Total Water Requirement (CMD) :</b>	0
	<b>Fire fighting - Underground water tank(CMD):</b>	0
	<b>Fire fighting - Overhead water tank(CMD):</b>	0
	<b>Excess treated water</b>	0
<b>Details of Swimming pool (If any)</b>	Nil	


### 33.Details of Total water consumed

Particulars	Consumption (CMD)			Loss (CMD)			Effluent (CMD)		
	Existing	Proposed	Total	Existing	Proposed	Total	Existing	Proposed	Total
Domestic	1.0	2.0	3.0	0.5	1.0	1.5	0.5	1.0	1.5

  
**Abhay Pimparkar (Secretary SEAC-I)**

**SEAC Meeting No: 181st ,Day-1 Meeting Date:  
 March 5, 2020**

**Page 18  
 of 27**

**Signature:**   
**Name: Dr. Umakant Dangat  
 (Chairman SEAC-I)**

Industrial Process	10.0	5.5	15.5	1.8	1.3	3.1	8.2	4.2	12.4
Cooling tower & thermopack	1.0	0.5	1.5	1.0	0.5	1.5	0	0	0
Gardening	1.0	2.5	3.5	1.0	2.5	3.5	0	0	0

<b>34.Rain Water Harvesting (RWH)</b>	<b>Level of the Ground water table:</b>	Pre-monsoon: 3.2 m-67 m, Post-monsoon; 0.8 m -27.1 m
	<b>Size and no of RWH tank(s) and Quantity:</b>	3mX7m 1 nos
	<b>Location of the RWH tank(s):</b>	Underground tank in Garden
	<b>Quantity of recharge pits:</b>	--
	<b>Size of recharge pits :</b>	--
	<b>Budgetary allocation (Capital cost) :</b>	Rs 2.5 lacs
	<b>Budgetary allocation (O &amp; M cost) :</b>	Rs 0.75 lacs
	<b>Details of UGT tanks if any :</b>	50 m <sup>3</sup>

<b>35.Storm water drainage</b>	<b>Natural water drainage pattern:</b>	By Storm Water Drainage
	<b>Quantity of storm water:</b>	0.27m <sup>3</sup> per sec
	<b>Size of SWD:</b>	300mm x 300mm

<b>Sewage and Waste water</b>	<b>Sewage generation in KLD:</b>	1.5
	<b>STP technology:</b>	Septic tank followed by soak pit
	<b>Capacity of STP (CMD):</b>	--
	<b>Location &amp; area of the STP:</b>	--
	<b>Budgetary allocation (Capital cost):</b>	--
	<b>Budgetary allocation (O &amp; M cost):</b>	--

### 36.Solid waste Management

<b>Waste generation in the Pre Construction and Construction phase:</b>	<b>Waste generation:</b>	--
	<b>Disposal of the construction waste debris:</b>	--
<b>Waste generation in the operation Phase:</b>	<b>Dry waste:</b>	90
	<b>Wet waste:</b>	60
	<b>Hazardous waste:</b>	Chemical sludge from ETP: , Distillation residue, spent oil, discarded container etc.
	<b>Biomedical waste (If applicable):</b>	NA
	<b>STP Sludge (Dry sludge):</b>	NA
	<b>Others if any:</b>	NA

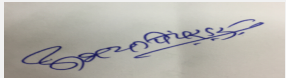
<b>Mode of Disposal of waste:</b>	<b>Dry waste:</b>	Authorised vendor
	<b>Wet waste:</b>	Authorised vendor
	<b>Hazardous waste:</b>	CHWTSDF
	<b>Biomedical waste (If applicable):</b>	NA
	<b>STP Sludge (Dry sludge):</b>	NA
	<b>Others if any:</b>	NA
<b>Area requirement:</b>	<b>Location(s):</b>	Effluent Treatment Plant
	<b>Area for the storage of waste &amp; other material:</b>	23.10 sq.mt.
	<b>Area for machinery:</b>	24.0 sq.mt.
<b>Budgetary allocation (Capital cost and O&amp;M cost):</b>	<b>Capital cost:</b>	51.0 Lakhs
	<b>O &amp; M cost:</b>	2.55 Lakhs/A

### 37. Effluent Characteristics

Serial Number	Parameters	Unit	Inlet Effluent Characteristics	Outlet Effluent Characteristics	Effluent discharge standards (MPCB)
1	pH	NA	5-8	7.0	7-10
2	Suspended Solids	Mg/ltr	140-180	90	100
3	BOD	Mg/ltr	0-50	80	100
4	COD	Mg/ltr	200-400	210	250
5	Oil & grease	Mg/ltr	15	9	10
Amount of effluent generation (CMD):		15.0 CMD			
Capacity of the ETP:		Existing 8.2 KLD & Proposed 4.2 KLD ; Total 12.4 KLD			
Amount of treated effluent recycled :		12.4 CMD			
Amount of water send to the CETP:		None of the water send to CETP as it will bereused for Gardening, Cooling tower & Industrial Processing			
Membership of CETP (if require):		N.A.			
Note on ETP technology to be used		Effluent shall be treated in the in house full -fledged effluent treatment plant followed by purification of treated water in advanced RO system. It will be reused for gardening and treated effluent will be recycled.			
Disposal of the ETP sludge		Collected, stored safely and disposed to CHWTSDF.			

### 38. Hazardous Waste Details

Serial Number	Description	Cat	UOM	Existing	Proposed	Total	Method of Disposal
1	ETP Sludge	34.20	MT/A	10	5	15	CHWTSDF
2	Distillation residue	20.3	MT/A	0.7	0.3	1.0	CHWTSDF
3	Off specification products	28.4	MT/A	--	50	50	Regular Recycler
4	Spent oil/waste/process/residues containing oil etc.	5.1/5.2	MT/A	0.5	1.0	1.5	Sale to authorised recycler, reprocessor/ CHWTSDF
5	MEE Salt	34.20	MT/A	--	50	50	CHWTSDF
6	Carbon/ Hyflow	28.3	MT/A	--	24.96	24.96	CHWTSDF

  
**Abhay Pimparkar (Secretary SEAC-I)**

**SEAC Meeting No: 181st ,Day-1 Meeting Date: March 5, 2020**

**Page 20 of 27**

  
**Dr. Umakant Dangat (Chairman SEAC-I)**

7	Discarded containers Barrels, used for HW chemicals	33.1	Nos. /A	100	200	300	TSale to authorized recycler
---	---	------	---------	-----	-----	-----	------------------------------

### 39.Stacks emission Details

Serial Number	Section & units	Fuel Used with Quantity	Stack No.	Height from ground level (m)	Internal diameter (m)	Temp. of Exhaust Gases
1	Boiler- 1 TPD	Coal,3.3 TPD	1	30	0.45	230 C

### 40.Details of Fuel to be used

Serial Number	Type of Fuel	Existing	Proposed	Total
1	Coal	1.0 TPD	2.3 TPD	3.3 TPD


41.Source of Fuel Traders

42.Mode of Transportation of fuel to site By road

<b>43.Green Belt Development</b>	<b>Total RG area :</b>	3300 m2
	<b>No of trees to be cut :</b>	Nil
	<b>Number of trees to be planted :</b>	80
	<b>List of proposed native trees :</b>	Bahava, Sawar, Saptaparni, Chandwar, Kusum, Shirali
	<b>Timeline for completion of plantation :</b>	Within Nine Months

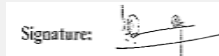
### 44.Number and list of trees species to be planted in the ground

Serial Number	Name of the plant	Common Name	Quantity	Characteristics & ecological importance
1	Cassia fistula	Bahava	60	It is a small medium sized evergreen tree, which is tolerant to Air Pollution and is effective in reducing noise pollution
2	Bombax ceiba	Sawar	80	It is a evergreen shrub or a tree & is used as a stimulant, in decoction used as a purgative, febrifuge, and emmenagogue; also used in dropsical and venereal affections and said to be a powerful anti-herpatic.
3	Asltonia shcolaris	Saptaparni	70	Plants, like peepal, can uptake Carbon dioxide during the night as well because they perform a special type of photosynthesis , balances the Climatic Conditions , controls soil erosion and improves soil fertility.
4	Macaranga peltata	Chandwar	100	It is used in ayurvedic medicine and the traditional medicine of South East Asia,
5	Schleichera oleosa	Kusum	80	It is used in ayurvedic medicine and the traditional medicine, Bioindicator

  
**Abhay Pimparkar (Secretary SEAC-I)**

**SEAC Meeting No: 181st ,Day-1 Meeting Date: March 5, 2020**

**Page 21 of 27**

  
**Dr. Umakant Dangat (Chairman SEAC-I)**

6	Microcos paniculata	Shirali	70	It is used in ayurvedic medicine and the traditional medicine, Bioindicator
7	Terminalia elliptica	Ain	40	It is used in ayurvedic medicine and the traditional medicine, Bioindicator
8	Terminalia paniculata	Kindal	10	It is used in ayurvedic medicine and the traditional medicine, Bioindicator
9	Terminalia bellirica	Baheda	40	It is used in ayurvedic medicine and the traditional medicine, Bioindicator

**45.Total quantity of plants on ground**

**46.Number and list of shrubs and bushes species to be planted in the podium RG:**

Serial Number	Name	C/C Distance	Area m2
1	NA	NA	NA

**47.Energy**

<b>Power requirement:</b>	Source of power supply :	MSEDCL
	During Construction Phase: (Demand Load)	15 KW
	DG set as Power back-up during construction phase	125 KVA
	During Operation phase (Connected load):	225 kW
	During Operation phase (Demand load):	125 KVA
	Transformer:	--
	DG set as Power back-up during operation phase:	2 nos. x 125 KVA
	Fuel used:	HSD
	Details of high tension line passing through the plot if any:	NO

**48.Energy saving by non-conventional method:**

CFL bulbs will be used for common lightening

**49.Detail calculations & % of saving:**

Serial Number	Energy Conservation Measures	Saving %
1	It is proposed to install Solar Light poles within the Industrial area to saving energy by non-conventional method	10

**50.Details of pollution control Systems**


Source	Existing pollution control system	Proposed to be installed
--------	-----------------------------------	--------------------------



**Abhay Pimparkar (Secretary SEAC-I)**

**SEAC Meeting No: 181st ,Day-1 Meeting Date: March 5, 2020**

**Page 22 of 27**

Signature:   
Name: Dr. Umakant Dangat  
**Dr. Umakant Dangat (Chairman SEAC-I)**

Air pollution source: Boiler, Stack emissions, DG set emissions, vehicular movement	Dust Collector, Stack of recommended height	Dust Collector, Stack of recommended height
Fume emission control	Ventury scrubber	Ventury scrubber
Water Pollution	ETP	ZLD system
Noise pollution due to presence of DG sets	Acoustic enclosure provided	Acoustic enclosure provided

<b>Budgetary allocation (Capital cost and O&amp;M cost):</b>	<b>Capital cost:</b>	NA
	<b>O &amp; M cost:</b>	NA

### 51.Environmental Management plan Budgetary Allocation


#### a) Construction phase (with Break-up):

Serial Number	Attributes	Parameter	Total Cost per annum (Rs. In Lacs)
1	NA	NA	NA

#### b) Operation Phase (with Break-up):

Serial Number	Component	Description	Capital cost Rs. In Lacs	Operational and Maintenance cost (Rs. in Lacs/yr)
1	Air Pollution Control	Dust collector	2.50	0.30
2	Water Pollution Control ETP	Membrane Diffusers, Blower	6.0	0.75
3	Water Pollution Control R O System for ZLD	ZLD scheme	45.0	1.8
4	Noise Pollution Control	Acoustic Encloser	2.0	0
5	Solid waste management	CHWSTDF membership	4.2	2.5
6	Environment Monitoring	Environment Monitoring	0.0	0.8
7	Fugitive emission control	ventury scrubber	0.5	0.2
8	Green Belt development	tree plantation	5.1	1.29
9	Occupational Health	EHS	5.0	1.5
10	RWH	RWH tank	2.5	0.75

### 51.Storage of chemicals (inflammable/explosive/hazardous/toxic substances)

  
**Abhay Pimparkar (Secretary SEAC-I)**

**SEAC Meeting No: 181st ,Day-1 Meeting Date: March 5, 2020**

**Page 23 of 27**

**Signature:**   
**Name: Dr. Umakant Dangat (Chairman SEAC-I)**


Description	Status	Location	Storage Capacity in MT	Maximum Quantity of Storage at any point of time in MT	Consumption / Month in MT	Source of Supply	Means of transportation
Methanol	U/Purchasing	Solvent Yard	20	10	6	Approved Vendor	By Road
Toluene	U/Purchasing	Solvent Yard	10	5	3	Approved Vendor	By Road
Conc. Sulfuric acid	U/Purchasing	Chemical Store Room	1	0.5	0.5	Approved Vendor	By Road
Chlorine Gas	U/Purchasing	Chlorine Tuner Storage	10	6	3	Approved Vendor	By Road
Bromine	U/Purchasing	Bromine store room	10	6	3	Self manufacturing	By Road

### 52.Any Other Information

No Information Available


### 53.Traffic Management

	Nos. of the junction to the main road & design of confluence:	NA
Parking details:	Number and area of basement:	NA
	Number and area of podia:	NA
	Total Parking area:	294.0 m <sup>2</sup>
	Area per car:	NA
	Area per car:	NA
	Number of 2-Wheelers as approved by competent authority:	NA
	Number of 4-Wheelers as approved by competent authority:	NA
	Public Transport:	Jalgaon Municipal Transport
	Width of all Internal roads (m):	6 m
	CRZ/ RRZ clearance obtain, if any:	NA
	Distance from Protected Areas / Critically Polluted areas / Eco-sensitive areas/ inter-State boundaries	NA
	Category as per schedule of EIA Notification sheet	(5 F) B1

  
Abhay Pimparkar (Secretary  
SEAC-I)

**SEAC Meeting No: 181st ,Day-1 Meeting Date:  
March 5, 2020**

**Page 24  
of 27**



Signature:   
Name: Dr. Umakant Dangat  
**Dr. Umakant Dangat  
(Chairman SEAC-I)**

	<b>Court cases pending if any</b>	NA
	<b>Other Relevant Informations</b>	1. We are certified with ISO 9001 - 2015 by certification Body Tuv Nord. 2. We are going to implement ISO 14001 & 18001 in coming Year 2019- 2020. 3. Our R & D team working on to reduce pollution load
	<b>Have you previously submitted Application online on MOEF Website.</b>	No
	<b>Date of online submission</b>	-

## SEAC DISCUSSION ON ENVIRONMENTAL ASPECTS

<b>Environmental Impacts of the project</b>	Not Applicable
<b>Water Budget</b>	Not Applicable
<b>Waste Water Treatment</b>	Not Applicable
<b>Drainage pattern of the project</b>	Not Applicable
<b>Ground water parameters</b>	Not Applicable
<b>Solid Waste Management</b>	Not Applicable
<b>Air Quality &amp; Noise Level issues</b>	Not Applicable
<b>Energy Management</b>	Not Applicable
<b>Traffic circulation system and risk assessment</b>	Not Applicable
<b>Landscape Plan</b>	Not Applicable
<b>Disaster management system and risk assessment</b>	Not Applicable
<b>Socioeconomic impact assessment</b>	Not Applicable
<b>Environmental Management Plan</b>	Not Applicable
<b>Any other issues related to environmental sustainability</b>	Not Applicable

## Brief information of the project by SEAC

 <b>Abhay Pimparkar (Secretary SEAC-I)</b>	<b>SEAC Meeting No: 181st ,Day-1 Meeting Date: March 5, 2020</b>	<b>Page 25 of 27</b>	 <b>Dr. Umakant Dangat (Chairman SEAC-I)</b>
--	--	----------------------	--

PP submitted their application for the grant of TOR under category 5(f)B1 as per EIA Notification, 2006. PP presented draft TOR based on standard TOR issued by MoEF & CC published in April, 2015.

PP to collect base line data as per Office Memorandum issued by MoEF&CC dated 27.08.2017.

As the industry is located in the notified industrial area/estate (MIDC), Public Hearing is exempted under the provisions as per para 7 III Stage (3) (b) of the EIA Notification, 2006

The validity of the TOR will be for three years as per OM issued by MoEF and CC on 29.08.2017.

PP to submit Form - 2 along with EIA/EMP report as per OM issued by MoEF&CC on 20.04.2018.


PP to submit their plan to utilize CER (Corporate Environment Responsibility) along with timelines as per OM issued by MoEF&CC dated 01.05.2018.

The ToR was granted to the PP in 165th meeting of SEAC-1 held on 07.05.2019.

The site visit was carried out by the committee members and submitted report on 13th June 2019.


Now PP submitted EIA/EMP report.

## DECISION OF SEAC

  
Abhay Pimparkar (Secretary  
SEAC-I)

**SEAC Meeting No: 181st ,Day-1 Meeting Date:  
March 5, 2020**

**Page 26  
of 27**

Signature:   
Name: Dr. Umakant Dangat  
**Dr. Umakant Dangat  
(Chairman SEAC-I)**


After deliberations, SEAC-1 decided to defer the proposal till submission of compliance of following points

**Specific Conditions by SEAC:**

- 1) PP to submit lay out plan showing internal roads with six meter width and nine meter turning radius, provision of cul-de-sac at dead ends of the internal roads if any, location of pollution control equipment, parking areas, 33% green belt with its dimensions, rain water harvesting structures (locations with dimensions), storm water drain lines, along with index and area statement showing calculations for each area and cross sections of storm water drain and rain water harvesting pits etc.
- 2) PP to submit plan layout showing contour levels, storm water drain lines, internal road network and location of rain water harvesting facilities along with calculations.
- 3) PP to submit an undertaking for providing Zero Liquid Discharge Effluent Treatment Plant and no liquid waste will be discharged out side the premises.
- 4) PP to carryout life cycle analysis of all the products with respect to the acidification potential, eutrophication potential, green house and ozone depletion potential etc and proposed mitigation measures to reduce the identified potentials along with proposed mitigation measures to reduce the pollution potential.
- 5) PP to submit technical note on how proposed expansion will be accommodated in the existing manufacturing plant along with equipment layout, spaces required for storage of raw materials and finished products etc.
- 6) PP to submit revised EMP indicating bifurcation of costs.
- 7) PP to submit floor wise drawing of the plant indicating locations of the equipment with internal distances.
- 8) PP to appoint qualified Safety Office as per Factories Act.
- 9) PP to submit revised HAZOP and QRA along with copy of on site emergency plan.
- 10) PP to use new and renewable energy for illumination of office buildings, street lights, parking areas and maintain the same regularly PP to provide lightening arrestor.


**FINAL RECOMMENDATION**

SEAC-I decided to defer the proposal. Kindly find SEAC decision above.

  
**Abhay Pimparkar (Secretary  
SEAC-I)**

**SEAC Meeting No: 181st ,Day-1 Meeting Date:  
March 5, 2020**

**Page 27  
of 27**

Signature:   
Name: Dr. Umakant Dangat  
**Dr. Umakant Dangat  
(Chairman SEAC-I)**