

## 174th Meeting of State Level Expert Appraisal Committee (SEAC-1)


**SEAC Meeting number: 174th - Day-1 Meeting Date January 2, 2020**

**Subject:** Environment Clearance for Modernization in Environmental Clearance for the unit 72-74 A, MIDC, Bhosari, Pune, Maharashtra by M/s. Century Enka Limited.

**Is a Violation Case:** No

1.Name of Project	M/s. Century Enka Limited
2.Type of institution	Private
3.Name of Project Proponent	S. Y. Agasimani
4.Name of Consultant	Green Solution
5.Type of project	Industrial
6.New project/expansion in existing project/modernization/diversification in existing project	Modernization in Existing Environmental Clearance
7.If expansion/diversification, whether environmental clearance has been obtained for existing project	Yes, Prior EC obtained in 21st oct. 2005, and also amendment done on 13th July 2012
8.Location of the project	72-74 A, MIDC area, Bhosari
9.Taluka	Haveli
10.Village	Bhosari
Correspondence Name:	Mr. Amol H. Shaha
Room Number:	M/s. Century Enka Limited
Floor:	72-74 A
Building Name:	72-74 A
Road/Street Name:	MIDC
Locality:	Bhosari
City:	Pune
11.Whether in Corporation / Municipal / other area	MIDC Bhosari
12.IOD/IOA/Concession/Plan Approval Number	MIDC Bhosari
	<b>IOD/IOA/Concession/Plan Approval Number:</b> 103-090-0
	<b>Approved Built-up Area:</b> 105012
13.Note on the initiated work (If applicable)	Prior EC obtained in 21st oct. 2005, and also amendment done on 13th July 2012
14.LOI / NOC / IOD from MHADA/ Other approvals (If applicable)	Approved Factory plan
15.Total Plot Area (sq. m.)	151200 Sq.mt.
16.Deductions	Not applicable
17.Net Plot area	Not applicable
18 (a).Proposed Built-up Area (FSI & Non-FSI)	a) FSI area (sq. m.): Not applicable
	b) Non FSI area (sq. m.): Not applicable
	c) Total BUA area (sq. m.): 105012
18 (b).Approved Built up area as per DCR	Approved FSI area (sq. m.): Not applicable
	Approved Non FSI area (sq. m.): Not applicable
	Date of Approval: 01-01-1900
19.Total ground coverage (m2)	Not applicable
20.Ground-coverage Percentage (%) (Note: Percentage of plot not open to sky)	Not applicable
21.Estimated cost of the project	554400000


## 22.Number of buildings & its configuration



**Abhay Pimparkar (Secretary SEAC-I)**


**SEAC Meeting No: 174th - Day-1 Meeting Date: January 2, 2020**

**Page 1 of 64**

Signature:   
Name: Dr. Umakant Dangat

**Dr. Umakant Dangat (Chairman SEAC-I)**

Serial number	Building Name & number	Number of floors	Height of the building (Mtrs)	
1	Not applicable	Not applicable	Not applicable	
23.Number of tenants and shops	Not applicable			
24.Number of expected residents / users	Not applicable			
25.Tenant density per hectare	Not applicable			
26.Height of the building(s)				
27.Right of way (Width of the road from the nearest fire station to the proposed building(s))	20 meter			
28.Turning radius for easy access of fire tender movement from all around the building excluding the width for the plantation	11 meter			
29.Existing structure (s) if any	Not applicable			
30.Details of the demolition with disposal (If applicable)	Not applicable			
<b>31.Production Details</b>				
Serial Number	Product	Existing (MT/M)	Proposed (MT/M)	Total (MT/M)
1	Combined installed polymerization capacity of Nylon/polyester	2700	0	2700
2	Nylon/ polyester filament yarn, industrial yarn, tyre cord, tyre cord fabrics	2700	0	2700
3	Methanol I(By product)	625	0	625
4	Electricity Captive power generation	6 x 2	0	6 x 2
<b>32.Total Water Requirement</b>				

  
**Abhay Pimparkar (Secretary SEAC-I)**

**SEAC Meeting No: 174th - Day-1 Meeting Date: January 2, 2020**


**Page 2 of 64**

Signature:   
 Name: Dr. Umakant Dangat  
**Dr. Umakant Dangat (Chairman SEAC-I)**

<b>Dry season:</b>	<b>Source of water</b>	Not Applicable
	<b>Fresh water (CMD):</b>	Not Applicable
	<b>Recycled water - Flushing (CMD):</b>	Not Applicable
	<b>Recycled water - Gardening (CMD):</b>	Not Applicable
	<b>Swimming pool make up (Cum):</b>	Not Applicable
	<b>Total Water Requirement (CMD) :</b>	Not Applicable
	<b>Fire fighting - Underground water tank(CMD):</b>	Not Applicable
	<b>Fire fighting - Overhead water tank(CMD):</b>	Not Applicable
	<b>Excess treated water</b>	Not Applicable
<b>Wet season:</b>	<b>Source of water</b>	Not Applicable
	<b>Fresh water (CMD):</b>	Not Applicable
	<b>Recycled water - Flushing (CMD):</b>	Not Applicable
	<b>Recycled water - Gardening (CMD):</b>	Not Applicable
	<b>Swimming pool make up (Cum):</b>	Not Applicable
	<b>Total Water Requirement (CMD) :</b>	Not Applicable
	<b>Fire fighting - Underground water tank(CMD):</b>	Not Applicable
	<b>Fire fighting - Overhead water tank(CMD):</b>	Not Applicable
	<b>Excess treated water</b>	Not Applicable
<b>Details of Swimming pool (If any)</b>	not applicable	

### 33.Details of Total water consumed

Particulars	Consumption (CMD)			Loss (CMD)			Effluent (CMD)		
	Existing	Proposed	Total	Existing	Proposed	Total	Existing	Proposed	Total
Domestic	700	0	700	140	0	140	560	0	560
Industrial Process	935	0	935	0	0	0	935	0	935
Cooling tower & thermopack	1665	0	1665	1581.5	0	1581.5	83.5	0	83.5


  
**Abhay Pimparkar (Secretary SEAC-I)**

**SEAC Meeting No: 174th - Day-1 Meeting Date: January 2, 2020**

**Page 3 of 64**

**Signature:**   
**Name: Dr. Umakant Dangat (Chairman SEAC-I)**

<b>34.Rain Water Harvesting (RWH)</b>	<b>Level of the Ground water table:</b>	Not Applicable
	<b>Size and no of RWH tank(s) and Quantity:</b>	Not Applicable
	<b>Location of the RWH tank(s):</b>	Not Applicable
	<b>Quantity of recharge pits:</b>	Not Applicable
	<b>Size of recharge pits :</b>	Not Applicable
	<b>Budgetary allocation (Capital cost) :</b>	Not Applicable
	<b>Budgetary allocation (O &amp; M cost) :</b>	Not Applicable
	<b>Details of UGT tanks if any :</b>	Underground Fire Hydrant Tank- 1000 m3 and Process water storage tank - 2500 m3 is constructed
<b>35.Storm water drainage</b>	<b>Natural water drainage pattern:</b>	unit is in MIDC
	<b>Quantity of storm water:</b>	Not Applicable
	<b>Size of SWD:</b>	L 285 M X W 0.6 M X D 1.5 M and L 85 M X W 0.9M X D 1.5 M
<b>Sewage and Waste water</b>	<b>Sewage generation in KLD:</b>	560 m3/DAY
	<b>STP technology:</b>	-
	<b>Capacity of STP (CMD):</b>	-
	<b>Location &amp; area of the STP:</b>	-
	<b>Budgetary allocation (Capital cost):</b>	-
	<b>Budgetary allocation (O &amp; M cost):</b>	-
<b>36.Solid waste Management</b>		
<b>Waste generation in the Pre Construction and Construction phase:</b>	<b>Waste generation:</b>	Project is for modernization, there is no Construction. Only change in Manufacturing process
	<b>Disposal of the construction waste debris:</b>	Not Applicable
<b>Waste generation in the operation Phase:</b>	<b>Dry waste:</b>	100 kg /month
	<b>Wet waste:</b>	1200 kg /month
	<b>Hazardous waste:</b>	Details mentioned below
	<b>Biomedical waste (If applicable):</b>	50 gm/month
	<b>STP Sludge (Dry sludge):</b>	Not Applicable
	<b>Others if any:</b>	Boiler ash

  
**Abhay Pimparkar (Secretary SEAC-I)**

**SEAC Meeting No: 174th - Day-1 Meeting Date: January 2, 2020**

**Page 4 of 64**

**Signature:**   
**Name: Dr. Umakant Dangat (Chairman SEAC-I)**

<b>Mode of Disposal of waste:</b>	<b>Dry waste:</b>	send to authorized re processor of PCMC
	<b>Wet waste:</b>	send to authorized re processor of PCMC
	<b>Hazardous waste:</b>	Send to CHWTSDF
	<b>Biomedical waste (If applicable):</b>	Disposed through YCM Hospital
	<b>STP Sludge (Dry sludge):</b>	Not Applicable
	<b>Others if any:</b>	Sale to brick manufacturers/ landfill
<b>Area requirement:</b>	<b>Location(s):</b>	Outside area of Canteen
	<b>Area for the storage of waste &amp; other material:</b>	100 sqm
	<b>Area for machinery:</b>	Not Applicable
<b>Budgetary allocation (Capital cost and O&amp;M cost):</b>	<b>Capital cost:</b>	Not Applicable
	<b>O &amp; M cost:</b>	Not Applicable

### 37. Effluent Characteristics


Serial Number	Parameters	Unit	Inlet Effluent Characteristics	Outlet Effluent Characteristics	Effluent discharge standards (MPCB)
1	pH	-	7.5	7.43	5.5-9
2	SS	mg/lit	186	10	200
3	BOD	mg/lit	504	5-10	100
4	COD	mg/lit	1214	15-40	250
5	TDS	mg/lit	673	500-700	2100
6	Oil & Grease	mg/lit	14	<0.5	10
Amount of effluent generation (CMD):		1578.25			
Capacity of the ETP:		2000			
Amount of treated effluent recycled :		1578.25			
Amount of water send to the CETP:		0			
Membership of CETP (if require):		0			
Note on ETP technology to be used		Primary, Secondary and Tertiary Technology			
Disposal of the ETP sludge		sent to CHWTSDF, MEPL			

### 38. Hazardous Waste Details

Serial Number	Description	Cat	UOM	Existing	Proposed	Total	Method of Disposal
1	used Oil/ Spent Oil	5.1	TPA	57.5	0	57.5	Sale to authorized reprocessor
2	Distillation residues	20.3	TPA	200	100	300	CHWTSDF, MEPL
3	Soot from fuel burning	36.2	TPA	15	0	15	CHWTSDF, MEPL
4	ETP Sludge	35.3	TPA	1000	0	1000	CHWTSDF, MEPL
5	Waste or Residues	23.1	TPA	0	36	36	CHWTSDF, MEPL

### 39. Stacks emission Details

Serial Number	Section & units	Fuel Used with Quantity	Stack No.	Height from ground level (m)	Internal diameter (m)	Temp. of Exhaust Gases

  
Abhay Pimparkar (Secretary SEAC-I)

SEAC Meeting No: 174th - Day-1 Meeting Date: January 2, 2020

Page 5 of 64

Signature:   
Name: Dr. Umakant Dangat  
Dr. Umakant Dangat (Chairman SEAC-I)

1	As project comes under modernization, As changes only in Manufacturing process	-	-	-	-	-
<b>40.Details of Fuel to be used</b>						
Serial Number	Type of Fuel	Existing	Proposed	Total		
1	NA	-	-	-		
41.Source of Fuel		-				
42.Mode of Transportation of fuel to site		-				
<b>43.Green Belt Development</b>						
		<b>Total RG area :</b>	20234 sq.m			
		<b>No of trees to be cut :</b>	Not Applicable			
		<b>Number of trees to be planted :</b>	As project comes under modernization, plantation already done			
		<b>List of proposed native trees :</b>	As project comes under modernization, plantation already done			
		<b>Timeline for completion of plantation :</b>	As project comes under modernization, plantation already done			
<b>44.Number and list of trees species to be planted in the ground</b>						
Serial Number	Name of the plant	Common Name	Quantity	Characteristics & ecological importance		
1	NA	NA	NA	NA		
<b>45.Total quantity of plants on ground</b>						
<b>46.Number and list of shrubs and bushes species to be planted in the podium RG:</b>						
Serial Number	Name	C/C Distance	Area m2			
1	NA	NA	NA			
<b>47.Energy</b>						



**Abhay Pimparkar (Secretary SEAC-I)**

**SEAC Meeting No: 174th - Day-1 Meeting Date: January 2, 2020**

**Page 6 of 64**



**Dr. Umakant Dangat (Chairman SEAC-I)**

<b>Power requirement:</b>	<b>Source of power supply :</b>	As project comes under modernization, As changes only in Manufacturing process
	<b>During Construction Phase: (Demand Load)</b>	As project comes under modernization, As changes only in Manufacturing process
	<b>DG set as Power back-up during construction phase</b>	As project comes under modernization, As changes only in Manufacturing process
	<b>During Operation phase (Connected load):</b>	As project comes under modernization, As changes only in Manufacturing process
	<b>During Operation phase (Demand load):</b>	As project comes under modernization, As changes only in Manufacturing process
	<b>Transformer:</b>	As project comes under modernization, As changes only in Manufacturing process
	<b>DG set as Power back-up during operation phase:</b>	NA
	<b>Fuel used:</b>	NA
	<b>Details of high tension line passing through the plot if any:</b>	NA

#### 48. Energy saving by non-conventional method:

As project comes under modernization, changes only in Manufacturing process

#### 49. Detail calculations & % of saving:

Serial Number	Energy Conservation Measures	Saving %
1	NA	NA

#### 50. Details of pollution control Systems

Source	Existing pollution control system	Proposed to be installed
Effluent and Sewage	Effluent Treatment Plant	-
5 no. of Boiler	ESP/ scrubber	-
DG Set	Acoustic Enclosure	-

<b>Budgetary allocation (Capital cost and O&amp;M cost):</b>	<b>Capital cost:</b>	0
	<b>O &amp; M cost:</b>	0


### 51. Environmental Management plan Budgetary Allocation

#### a) Construction phase (with Break-up):

Serial Number	Attributes	Parameter	Total Cost per annum (Rs. In Lacs)
1	NA	NA	NA

#### b) Operation Phase (with Break-up):

Serial Number	Component	Description	Capital cost Rs. In Lacs	Operational and Maintenance cost (Rs. in Lacs/yr)
---------------	-----------	-------------	--------------------------	---

  
Abhay Pimparkar (Secretary SEAC-I)

**SEAC Meeting No: 174th - Day-1 Meeting Date: January 2, 2020**

Page 7 of 64

Signature:   
Name: Dr. Umakant Dangat  
**Dr. Umakant Dangat (Chairman SEAC-I)**

1	ETP	ETP	12500000	8500000
2	Environmental Monitoring	Environmental Monitoring	-	200000
3	Health & Safety	Health & Safety	-	5200000
4	Disposal of Hazardous waste	Disposal of Hazardous waste	-	13000000
5	Gardening	Gardening	-	2000000

### 51.Storage of chemicals (inflammable/explosive/hazardous/toxic substances)


Description	Status	Location	Storage Capacity in MT	Maximum Quantity of Storage at any point of time in MT	Consumption / Month in MT	Source of Supply	Means of transportation
Furnace Oil	Fuel for standby boiler & DG set	Near DG set & Boiler	1455	1455	375 MT/day	Indian oil/HPCL	By road

### 52.Any Other Information

No Information Available


### 53.Traffic Management

	Nos. of the junction to the main road & design of confluence:	--
Parking details:	Number and area of basement:	NA
	Number and area of podia:	NA
	Total Parking area:	25391 sqm
	Area per car:	-
	Area per car:	-
	Number of 2-Wheelers as approved by competent authority:	-
	Number of 4-Wheelers as approved by competent authority:	-
	Public Transport:	-
Width of all Internal roads (m):	9 m	
	CRZ/ RRZ clearance obtain, if any:	Not Applicable

  
Abhay Pimparkar (Secretary SEAC-I)

**SEAC Meeting No: 174th - Day-1 Meeting Date: January 2, 2020**


**Page 8 of 64**

Signature:   
Name: Dr. Umakant Dangat  
**Dr. Umakant Dangat (Chairman SEAC-I)**

	<b>Distance from Protected Areas / Critically Polluted areas / Eco-sensitive areas/ inter-State boundaries</b>	Not Applicable
	<b>Category as per schedule of EIA Notification sheet</b>	5 (d)
	<b>Court cases pending if any</b>	Not Applicable
	<b>Other Relevant Informations</b>	-
	<b>Have you previously submitted Application online on MOEF Website.</b>	No
	<b>Date of online submission</b>	-


### TOR Suggested Changes

Consolidated Statement Point Number	Original Remarks	Submitted Changes
4.Name of Consultant	Green Solution	M/s. Eco Chem Sales and Services (NABET/EIA/1720/RA 051)
8.Location of the project	72-74 A, MIDC, Bhosari	72-72 A, MIDC, Bhosari
Floor	72-74 A	72-72 A
Building Name	72-74 A	72-72 A
12.IOD/IOA/Concession/Plan Approval Number	IOD/IOA/Concession/Plan Approval Number-103-090-0, Approved Built up area - 105012 Sq. m	Approved factory plan number- C17677, Dated. 15.6.2017 Approved Built up area - 107985.90 Sq.m.
15.Total Plot Area (sq. m.)	151200 Sq.m.	169278 Sq. m.
18 (a).Proposed Built-up Area (FSI & Non-FSI)	a)FSI area ( sq.m. ) - NA , b)Non FSI area ( sq.m.) -NA, c) Total Built up area ( sq.m.) - 105012	a) FSI area ( sq.m. ) - NA, b) Non FSI area ( Sq.m. ) - NA ,c) Total Built up area ( Sq.m. ) - 107985.90
18 (b). Approved Built up area as per DCR	Approved FSI area ( sq.m. ) - NA Approved non FSI area (sq. m. ) - NA, Date of Approval - 01-01-1900	Approved FSI area ( sq.m. ) - NA, Approved non FSI area ( sq.m. ) - NA, Date of Approval - 15-6-2017
28.Turning radius for easy access of fire tender movement from all around the building excluding the width for the plantation	11 m	9 m
31.Production Details	1) Combined installed polymerization capacity of Nylon/ Polyester - Existing 2700 +Proposed 0 - Total 2700 MT/M, 2) Nylon/Polyester filament yarn, Industrial yarn, tyre cord, tyre cord fabrics - Existing 2700 +Proposed 0 - Total 2700 MT/M, 3) Methanol I ( By product ) - Existing 625 +Proposed 0 - Total 625 MT/M ,4) Electricity Captive Power generation - Existing 6*2 MW + Proposed 0 - Total -12 MW.	1) Combined installed polymerization capacity of Nylon/ Polyester - Existing 2700 +Proposed 0 - Total 2700 MT/M ,2) Nylon/Polyester filament yarn, Industrial yarn, tyre cord, tyre cord fabrics - Existing 2700 +Proposed 0 - Total 2700 MT/M ,3) Electricity Captive Power generation - Existing 6*2 MW + Proposed 0 - Total -12 MW


  
**Abhay Pimparkar (Secretary SEAC-I)**

**SEAC Meeting No: 174th - Day-1 Meeting Date: January 2, 2020**

**Page 9 of 64**


  
**Dr. Umakant Dangat (Chairman SEAC-I)**

33.Details of Total water consumed	1) Total water consumption ( CMD ) - Existing ( Domestic 700 + Industrial process 935 + Cooling tower & thermo pack 1665 ) + Proposed ( Domestic 0 + Industrial process 0 + Cooling tower & thermo pack 0 ) = Total water consumption (Domestic 700 + Industrial process 935 + Cooling tower & thermo pack 1665)	1) Total water consumption ( CMD ) - Existing ( Domestic 700 + Industrial process 935 + Cooling tower & thermo pack 1665 ) + Proposed ( Domestic 1.8 + Industrial process 2 + Cooling tower & thermo pack 0 ) = Total water consumption (Domestic 701.8 + Industrial process 937 + Cooling tower & thermo pack 1665)
33. Loss	2) Loss ( CMD ) - Existing ( Domestic 140 + Industrial process 0 + Cooling tower & thermo pack 1581.5 ) + Proposed (Domestic 0 + Industrial process 0 + Cooling tower & thermo pack 0 ) = Total Loss (Domestic 140 + Industrial process 0 + Cooling tower & thermo pack 1581.5 )	2) Loss ( CMD ) - Existing ( Domestic 140 + Industrial process 0 + Cooling tower & thermo pack 1581.5 ) + Proposed (Domestic 0.36 + Industrial process 0 + Cooling tower & thermo pack 0 ) = Total Loss (Domestic 140.36 + Industrial process 0 + Cooling tower & thermo pack 1581.5 )
33. Effluent	3) Effluent ( CMD ) - Existing ( Domestic 560 + Industrial process 935 + Cooling tower and thermo pack 83.5 ) + Proposed (Domestic 0 + Industrial process 0 + Cooling tower & thermo pack 0 ) = Total Effluent (Domestic 560 + Industrial process 935 + Cooling tower and thermo pack 83.5 )	3) Effluent ( CMD ) - Existing ( Domestic 560 + Industrial process 935 + Cooling tower and thermo pack 83.5 ) + Proposed (Domestic 1.6 + Industrial process 1.44 + Cooling tower & thermo pack 0 ) = Total Effluent (Domestic 561.6 + Industrial process 936.44 + Cooling tower and thermo pack 83.5 )
34.Rain Water Harvesting (RWH)	Level of the Ground water table: Size and no of RWH tank(s) and Quantity: Location of the RWH tank(s): Quantity of recharge pits: Size of recharge pits : Budgetary allocation (Capital cost) : Budgetary allocation (O & M cost) : Details of UGT tanks if any : Underground Fire Hydrant Tank- 1000 m3 and Process water storage tank - 2500 m3 is constructed	Level of the Ground water table: 8-10 m ,Size and no of RWH tank(s) and Quantity: 1 tank ,with 300 m3 ,capacity ( 8*8*5) ,Location of the RWH tank(s): Near water storage tank ,Quantity of recharge pits: 3 No., Size of recharge pits - 3*2 m : Budgetary allocation (Capital cost) : 50,00,000 Budgetary allocation (O & M cost) : 5,00,000, Details of UGT tanks if any: Underground, Fire Hydrant Tank- 1000 m3 and, Process water storage tank - 2500 m3 is constructed
35. Storm water drainage	Quantity of storm water: NA Size of SWD: L 285 M X W 0.6 M X D 1.5 M and L 85 M X W 0.9M X D 1.5 M	Quantity of storm water: 3474 m3/hr, Size of SWD: 600 D x 1500 W mm
Sewage & waste water	Sewage generation in KLD: 560 M3/day	Sewage generation in KLD: 561.6 M3/day
36. Solid waste management	Dry waste: 100 Kg/Month Wet waste: 1200 kg /month Hazardous waste: Details mentioned below Biomedical waste (If applicable): 50 gm/month STP Sludge (Dry sludge): Not Applicable Others if any: Boiler Ash	Dry waste: 220 Kg/Month, Wet waste: 1025 kg /month ,Hazardous waste: Details mentioned below ,Biomedical waste (If applicable): 0.9 Kg/A STP, Sludge (Dry sludge): Not Applicable, Others if any: Boiler Ash 13.2 MT/D
Budgetary allocation (Capital cost and O&M cost):	--	Capital Cost- 5 Lakhs , O&M Cost - Cr.- 1.30 Cr.
37.Effluent Characteristics	Amount of Effluent generation -1578.25 CMD	Amount of Effluent generation -1581.54 CMD
37.Effluent Characteristics	Amount of treated effluent recycled - 1578.25 CMD	Amount of treated effluent recycled - 1581.54 CMD
40. Details of fuel to be used	--	1) Briquettes - Existing 2190 MT/M +Proposed 0 = Total 2190 MT/M, 2) Furnace Oil - Existing 94.3 MT/D + Proposed 0 = Total 94.3 MT/D, 3) Natural gas - Existing 2986 SM3/hr + proposed 0 = Total 2986 SM3/hr, 4) RLNG gas - Existing 0 +Proposed 4012 kg/D = Total 4012 Kg/D
43. Green Belt Development	20234 Sq.m.	55870 Sq.m.
47. Power Requirement During Operation phase (Connected load):	--	Energy supply from MSEDCL, Existing-Connected load is 33360 KW , Proposed-Connected load is 1250 KW, Total-(Existing + Proposed) Connected load is 34610 KW

  
**Abhay Pimparkar (Secretary SEAC-I)**

**SEAC Meeting No: 174th - Day-1 Meeting Date: January 2, 2020**


**Page 10 of 64**

  
**Dr. Umakant Dangat (Chairman SEAC-I)**

47. During Operation phase (Demand load):	--	Contract Demand is 12500 KVA, Proposed-Contract Demand -500 KVA, Total-(Existing + Proposed) Contract Demand is 13000 KVA
51.(a) Environment management plan , Budgetary allocation - a) Construction phase	--	1. Water for dust suppression- 2.00 Lakhs, 2. Site sanitation, disinfection & safety- 10 lakhs , 3. Environment monitoring- 2.00 Lakhs , 4. Health check-up- 2.00 Lakhs , 5. Environment Management Cell-8.4 Lakhs - Total - 24.4 Lakhs
51.(b) Environment management plan , Budgetary allocation - b) Operation Phase -	Total Capital cost = ETP 1,25,00,000 + Environmental Monitoring -0 + Health & Safety 0 + Disposal of Hazardous waste 0 + Gardening 0 = 1,25,00,000	Total Capital cost = ETP 1,25,00,000 + Environmental Monitoring - 0 + Health & Safety 20,00,000 + Disposal of Hazardous waste 5,00,000 + Gardening 5,00,000 + Air pollution control system 40,00,000 + RWH 50,00,000 = 2,45,00,000
51.(b) Environment management plan , Budgetary allocation - O&M	Total O & M Cost = ETP 85,00,000 + Environmental Monitoring 2,00,000 + Health & Safety 52,00,000 + Disposal of Hazardous waste 1,30,00,000 + Gardening 20,00,000 = 2,89,00,000	Total O & M cost = ETP 25,00,000 + Environmental Monitoring - 2,00,000 + Health & Safety 52,00,000 + Disposal of Hazardous waste 1,30,00,000 + Gardening 20,00,000 + Air pollution control system 5,00,000 + RWH 5,00,000 = 2,39,00,000
51. Storage of chemicals	Furnace oil - Storage capacity in MT - 1455, Maximum Quantity of Storage at any point of time in MT - 1455, Consumption per month in MT - 375 /D	Furnace oil - Storage capacity in MT - 200, Maximum Quantity of Storage at any point of time in MT - 200, Consumption per month in MT - 2820
53. Traffic Management	Total Parking area - 25391 Sq.m.	Total Parking area - 4000 Sq.m.


## SEAC DISCUSSION ON ENVIRONMENTAL ASPECTS

<b>Environmental Impacts of the project</b>	PP submitted EIA report to the committee. Various aspects of the Environment are discussed in the report. PP has conducted base line data collection for Air, Water, Soil & Noise parameters as per EIA Notification, 2006 amended from time to time. As per data submitted by the PP in the EIA report environmental parameters are found within the prescribed limits at site.
<b>Water Budget</b>	PP submitted water budget calculations in the EIA report and also indicated water requirement at Sr. No 33 of the Consolidated Statement.
<b>Waste Water Treatment</b>	PP is having Primary, Secondary and Tertiary Effluent Treatment Plant. PP to ensure that, no waste water shall go outside the plot.
<b>Drainage pattern of the project</b>	PP considered contour levels during design of storm water drains.
<b>Ground water parameters</b>	As per data submitted by PP ground water parameters are within the prescribed limits.
<b>Solid Waste Management</b>	PP committed to dispose the hazardous waste at Common Hazardous Waste Treatment, Storage, and Disposal Facility and sale to Authorized vendors. Details are given at Sr. No. 38 of the Consolidated Statement.
<b>Air Quality &amp; Noise Level issues</b>	As per data submitted by PP Air Quality and Noise parameters are within the prescribed limits at project site.
<b>Energy Management</b>	No additional energy requirement envisaged.
<b>Traffic circulation system and risk assessment</b>	PP provided internal roads with minimum six meter width and nine meters of turning radius for smooth circulation of traffic.
<b>Landscape Plan</b>	PP provided 33% green belt within the premises.
<b>Disaster management system and risk assessment</b>	PP carried out HAZOP and Risk Assessment and submitted DMP.
<b>Socioeconomic impact assessment</b>	PP has carried out socio economic impact study and included in the EIA report.
<b>Environmental Management Plan</b>	PP proposes Rs. 2.45 Crore as capital cost and Rs. 2.39 Cr. as recurring EMP cost for the maintenance of environmental parameters during operation phase.

  
**Abhay Pimparkar (Secretary SEAC-I)**

**SEAC Meeting No: 174th - Day-1 Meeting Date:  
January 2, 2020**

**Page 11  
of 64**

  
Name: Dr. Umakant Dangat  
**Dr. Umakant Dangat  
(Chairman SEAC-I)**

Any other issues related to environmental sustainability	Not Applicable
--	----------------

**Brief information of the project by SEAC**

SEAC-AGENDA-00000000376

PP has submitted their application for ToR under category 5(d)B1 as per EIA Notification, 2006 for the change in process. PP proposes to introduce a process step of dipping by which the quantity of hazardous waste will be increased. There will be no increase in the production quantity. PP presented draft TOR based on standard TOR issued by MoEF & CC published in April, 2015 in the 158(B) meeting held on 2nd January, 2018 where in ToR was granted to the PP along with additional points as mentioned below,

1. PP to submit certificate of incorporation of the company, list of directors and memorandum of articles.
2. PP to submit lay out plan showing internal roads with six meter width and nine meter turning radius, provision of cul-de-sac at dead ends of the internal roads if any, location of pollution control equipment, parking areas, 33% green belt with its dimensions, rain water harvesting structures (locations with dimensions), storm water drain lines, along with index and area statement showing calculations for each area and cross sections of storm water drain and rain water harvesting pits etc.
3. PP to submit layout plan showing internal roads, rainwater harvesting facilities along with contour levels.
4. PP to change the plot area in the consolidated statement.
5. PP to include separate chapter on the impact of proposed dipping activity and mitigation measures in the EIA and EMP report.
6. PP also to include impact of residential colony and proposed mitigation measures in the EIA and EMP report.
7. PP to submit structural stability certificate of existing buildings on site.
8. PP to include detailed water balance calculations along with design details of zero liquid discharge ETP in the EIA report.
9. PP to include details of material balance of the proposed dipping activity in the EIA report.
10. PP to carry out HAZOP and QRA and submit disaster management plan.
11. PP to include water and carbon foot print monitoring in the EMP.
12. PP to use new and renewable energy for illumination of office buildings, street lights, parking areas and maintain the same regularly PP to provide lightning arrestor.

PP to collect base line data as per Office Memorandum issued by MoEF&CC dated 27.08.2017.

The validity of the TOR will be for three years as per OM issued by MoEF and CC on 29.08.2017.

PP to submit Form - 2 along with EIA/EMP report as per OM issued by MoEF&CC on 20.04.2018.



PP to submit their plan to utilize CER (Corporate Environment Responsibility) along with timelines as per OM issued by MoEF&CC dated 01.05.2018.

PP submitted the EIA/EMP report on 11.03.2019. The proposal was considered in the 164th meeting held on 10.04.2019 wherein PP remained absent.

The proposal was again considered in the 166th meeting of SEAC-1 held on 28.05.2019 wherein the proposal was deferred till submission for compliance of following points.

1. PP to obtain and submit compliance report of consent conditions from the Maharashtra Pollution Control Board.
2. PP to provide parking area as per MIDC Development Control Rules.
3. PP to prepare and submit CER plan in consultation with the District Authority as per OM issued by MoEF&CC dated 01.05.2018.

Now PP submitted compliance of above points.

 <b>Abhay Pimparkar (Secretary SEAC-I)</b>	<b>SEAC Meeting No: 174th - Day-1 Meeting Date: January 2, 2020</b>	<b>Page 13 of 64</b>	 Signature: Name: Dr. Umakant Gangotree Dangat <b>Dr. Umakant Dangat (Chairman SEAC-I)</b>
--	---	----------------------	--

## DECISION OF SEAC

After detailed deliberations with the PP and their accredited consultant, SEAC-1 decided to recommend the proposal to SEIAA for prior Environmental Clearance subject to following conditions.

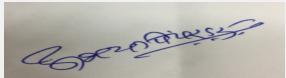
### Specific Conditions by SEAC:

- 1) PP to implement CER plan including in consultation with the District Authority. PP to get approval from the District Collector for list of villages and activities to be implemented under CER.
- 2) PP to provide parking space for 500 cars as per MIDC DCR.
- 3) PP to monitor carbon and water foot print on yearly basis and include related targets in the Management Plan.

## FINAL RECOMMENDATION

SEAC-I have decided to recommend the proposal to SEIAA for Prior Environmental clearance subject to above conditions

SEAC-AGENDA-0000000376

  
Abhay Pimparkar (Secretary  
SEAC-I)

**SEAC Meeting No: 174th - Day-1 Meeting Date:  
January 2, 2020**

**Page 14  
of 64**

Signature:   
Name: Dr. Umakant Dangat  
**Dr. Umakant Dangat  
(Chairman SEAC-I)**


## 174th Meeting of State Level Expert Appraisal Committee (SEAC-1)

**SEAC Meeting number: 174th - Day-1 Meeting Date January 2, 2020**

**Subject:** Environment Clearance for Proposed project of change in product mix for manufacturing of Active Pharmaceutical Ingredients (API) at Plot No.: A-7, 8, MIDC Ahmednagar, Tal & Dist.-Ahmednagar, Maharashtra by Sun Pharmaceuticals Industries Ltd.


**Is a Violation Case:** No

<b>1.Name of Project</b>	Environmental Clearance for proposed project of change in product mix for manufacturing of Active Pharmaceutical Ingredients (API) at Plot No.: A-7, 8, MIDC Ahmednagar, Tal & Dist.-Ahmednagar, Maharashtra by Sun Pharmaceuticals Industries Ltd.
<b>2.Type of institution</b>	Private
<b>3.Name of Project Proponent</b>	Mr. Girish Bhunje, M/s Sun Pharmaceuticals Industries Ltd.
<b>4.Name of Consultant</b>	Mr. Anand Apte, Goldfinch Engineering Systems Private Limited
<b>5.Type of project</b>	Industrial - Manufacturing of API and API Intermediates
<b>6.New project/expansion in existing project/modernization/diversification in existing project</b>	Change in Product Mix
<b>7.If expansion/diversification, whether environmental clearance has been obtained for existing project</b>	Not Applicable, as existing unit is established in the year 1983 and after 2006 expansion was not done
<b>8.Location of the project</b>	Plot No.: A-7, 8, MIDC Ahmednagar, Tal & Dist. -Ahmednagar 414111, Maharashtra
<b>9.Taluka</b>	Ahmednagar
<b>10.Village</b>	Nagapur
<b>Correspondence Name:</b>	Mr. Girish Bhunje
<b>Room Number:</b>	Plot No.: A-7,8, MIDC Ahmednagar, Tal & Dist.- Ahmednagar 414111, Maharashtra.
<b>Floor:</b>	Not applicable
<b>Building Name:</b>	Not applicable
<b>Road/Street Name:</b>	Not applicable
<b>Locality:</b>	MIDC Ahmednagar
<b>City:</b>	Ahmednagar
<b>11.Whether in Corporation / Municipal / other area</b>	MIDC, Ahmednagar
<b>12.IOD/IOA/Concession/Plan Approval Number</b>	Not applicable IOD/IOA/Concession/Plan Approval Number: Not applicable Approved Built-up Area: 86585
<b>13.Note on the initiated work (If applicable)</b>	Nil
<b>14.LOI / NOC / IOD from MHADA/ Other approvals (If applicable)</b>	Not applicable
<b>15.Total Plot Area (sq. m.)</b>	86585
<b>16.Deductions</b>	Not applicable
<b>17.Net Plot area</b>	Not applicable
<b>18 (a).Proposed Built-up Area (FSI &amp; Non-FSI)</b>	<b>a) FSI area (sq. m.):</b> 40733.51
	<b>b) Non FSI area (sq. m.):</b> Not applicable
	<b>c) Total BUA area (sq. m.):</b> 40733.51
<b>18 (b).Approved Built up area as per DCR</b>	<b>Approved FSI area (sq. m.):</b> Not applicable
	<b>Approved Non FSI area (sq. m.):</b> Not applicable
	<b>Date of Approval:</b> 07-02-2019
<b>19.Total ground coverage (m2)</b>	21,473.18
<b>20.Ground-coverage Percentage (%) (Note: Percentage of plot not open to sky)</b>	24.80
<b>21.Estimated cost of the project</b>	2899730000

  
**Abhay Pimparkar (Secretary SEAC-I)**

**SEAC Meeting No: 174th - Day-1 Meeting Date:  
January 2, 2020**

**Page 15  
of 64**


**Signature:**   
**Name: Dr. Umakant Dangat  
Dr. Umakant Dangat  
(Chairman SEAC-I)**

## 22. Number of buildings & its configuration

Serial number	Building Name & number	Number of floors	Height of the building (Mtrs)
1	Not applicable	Not applicable	Not applicable
23. Number of tenants and shops	Not applicable		
24. Number of expected residents / users	Not applicable		
25. Tenant density per hectare	Not applicable		
26. Height of the building(s)			
27. Right of way (Width of the road from the nearest fire station to the proposed building(s))	9 m		
28. Turning radius for easy access of fire tender movement from all around the building excluding the width for the plantation	9 m		
29. Existing structure (s) if any	Manufacturing unit, Waste water treatment, Engineering Workshop, ware house, Administrative building, laboratories etc.		
30. Details of the demolition with disposal (If applicable)	There are 5 structures to be demolished. viz. Plant 1A, Plant 1B, Plant 1C, Plant 1D/BSR, Utility Building		

## 31. Production Details


Serial Number	Product	Existing (MT/M)	Proposed (MT/M)	Total (MT/M)
1	Atorvastatin Calcium	250 kg/A	0 kg/A	250 kg/A
2	Bupropion Hydrochloride	16360 kg/A	- 6360 kg/A	10000 kg/A
3	Clonazepam	1055 kg/A	+945 kg/A	2000 kg/A
4	Dobutamine Hydrochloride	1051 kg/A	-1 kg/A	1050 kg/A
5	Finasteride	211 kg/A	-111 kg/A	100 kg/A
6	Flurbiprofen Sodium	26 kg/A	0 kg/A	26 kg/A
7	Fluvoxamine Maleate	8342 kg/A	0 kg/A	8342 kg/A
8	Gabapentin	48542 kg/A	+71458 kg/A	120000 kg/A
9	Ganirelix Acetate	0.02 kg/A	+0.98 kg/A	1 kg/A
10	Gemcitabine Hydrochloride	1200 kg/A	-500 kg/A	700 kg/A
11	Irinotecan Hydrochloride	60 kg/A	0 kg/A	60 kg/A
12	Isradipine	10 kg/A	-10 kg/A	0 kg/A
13	Leuprolide Acetate	0.04 kg/A	+9.96 kg/A	10 kg/A



**Abhay Pimparkar (Secretary SEAC-I)**


**SEAC Meeting No: 174th - Day-1 Meeting Date: January 2, 2020**

**Page 16 of 64**




**Dr. Umakant Dangat (Chairman SEAC-I)**

14	Meloxicam	3800 kg/A	+2200 kg/A	6000 kg/A
15	Memantine Hydrochloride	247 kg/A	+253 kg/A	500 kg/A
16	Mesalamine	180000 kg/A	-120000 kg/A	60000 kg/A
17	Metoprolol Succinate	4900 kg/A	+10100 kg/A	15000 kg/A
18	Metoprolol Tartrate	122321 kg/A	0 kg/A	122321 kg/A
19	Pantaprazole Sodium	4000 kg/A	-2000 kg/A	2000 kg/A
20	Phenteramine Hydrochloride	500 kg/A	+500 kg/A	1000 kg/A
21	Pioglitazone Hydrochloride	500 kg/A	-500 kg/A	0 kg/A
22	Raloxifene Hydrochloride	1000 kg/A	-1000 kg/A	0 kg/A
23	Sodium Valproate	30000 kg/A	-28500 kg/A	1500 kg/A
24	Temozolamide	66 kg/A	+334 kg/A	400 kg/A
25	Terlipressin Acetate	0.08 kg/A	+1.92 kg/A	2 kg/A
26	Thymosin Alpha	0.3 kg/A	-0.3 kg/A	0 kg/A
27	Tramadol Hydrochloride	81468 kg/A	+38532 kg/A	120000 kg/A
28	Venlafaxine Hydrochloride	14900 kg/A	-4900 kg/A	10000 kg/A
29	Amifostine Thi hydrate	21 kg/A	-21 kg/A	0 kg/A
30	Anastrozole	2 kg/A	+28 kg/A	30 kg/A
31	Capecetabin	29 kg/A	+3971 kg/A	4000 kg/A
32	Carboplatine	14 kg/A	+386 kg/A	400 kg/A
33	Cisplatin	42.8 kg/A	+157.2 kg/A	200 kg/A
34	Clopidogrel Bisulphate	500 kg/A	+7500 kg/A	8000 kg/A
35	Desloratidine	100 kg/A	+1900 kg/A	2000 kg/A
36	Desmopressin Acetate	0.4 kg/A	+0.6 kg/A	1 kg/A
37	Docetaxel	0.47 kg/A	-0.47 kg/A	0 kg/A
38	Donepezil Hydrochloride	300 kg/A	0 kg/A	300 kg/A
39	Dothiepin Hydrochloride	2500 kg/A	+3500 kg/A	6000 kg/A
40	Epitifibatide	0.37 kg/A	+0.63 kg/A	1 kg/A
41	Flurbiprofen	15100 kg/A	-9100 kg/A	6000 kg/A
42	Fluvastatin Sodium	60 kg/A	-60 kg/A	0 kg/A
43	Imatinib Mysilate	131 kg/A	+1369 kg/A	1500 kg/A
44	Lercanidipine Hydrochloride	264 kg/A	+336 kg/A	600 kg/A
45	Letrozole	13 kg/A	+287 kg/A	300 kg/A
46	Metformine Hydrochloride	741460 kg/A	-91460 kg/A	650000 kg/A
47	Mitoxantrone Hydrochloride	0.7 kg/A	-0.7 kg/A	0 kg/A
48	Octreotide Acetate	0.36 kg/A	+4.64 kg/A	5 kg/A
49	Olanzapine	247 kg/A	-97 kg/A	150 kg/A
50	Oxaliplatin	6 kg/A	+24 kg/A	30 kg/A
51	Pentoxifylline (Oxpentifylline)	5000 kg/A	-5000 kg/A	0 kg/A

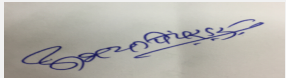
  
**Abhay Pimparkar (Secretary SEAC-I)**

**SEAC Meeting No: 174th - Day-1 Meeting Date: January 2, 2020**

**Page 17 of 64**


**Signature:**   
**Name: Dr. Umakant Dangat (Chairman SEAC-I)**

52	Piroxicam Betacyclodextrin	2507 kg/A	-2507 kg/A	0 kg/A
53	Quetiapine Fumarate	1100 kg/A	+13900 kg/A	15000 kg/A
54	Rivastigmine Tartrate	70 kg/A	0 kg/A	70 kg/A
55	Tegaserod Maleate	10 kg/A	-10 kg/A	0 kg/A
56	Tetrabenazine	163 kg/A	+337 kg/A	500 kg/A
57	Ziprasidone Hydrochloride	100 kg/A	-100 kg/A	0 kg/A
58	Zoledronic Acid	0.05 kg/A	+0.95 kg/A	1 kg/A
59	Acitretin	15 kg/A	+45 kg/A	60 kg/A
60	Amisulpride	2000 kg/A	-2000 kg/A	0 kg/A
61	Atosiban acetate	0.5 kg/A	+4.5 kg/A	5 kg/A
62	Aadapalene	15 kg/A	0 kg/A	15 kg/A
63	Bicalutamide	315 kg/A	+285 kg/A	600 kg/A
64	Bortezomib	0.2 kg/A	+0.8 kg/A	1 kg/A
65	Bendamustine HCl	2 kg/A	0 kg/A	2 kg/A
66	Calcitonin	0.19 kg/A	+0.81 kg/A	1 kg/A
67	Cetorelix Acetate	0.01 kg/A	+0.99 kg/A	1 kg/A
68	Chlorothiazide	60 kg/A	0 kg/A	60 kg/A
69	Decitabine	10 kg/A	+10 kg/A	20 kg/A
70	Desvenlafaxine Fumarate	320 kg/A	0 kg/A	320 kg/A
71	Divalproex Sodium	100410 kg/A	+19590 kg/A	120000 kg/A
72	Esomeprazole magnesium	160 kg/A	-160 kg/A	0 kg/A
73	Eszopiclone	10 kg/A	+10 kg/A	20 kg/A
74	Exemestane	7 kg/A	-7 kg/A	0 kg/A
75	Exenatide	0.02 kg/A	+0.98 kg/A	1 kg/A
76	Glucagon	10 kg/A	-10 kg/A	0 kg/A
77	Ibandeonic acid monosodium monohydrate	146 kg/A	+154 kg/A	300 kg/A
78	Isotretinoin	6 kg/A	-6 kg/A	0 kg/A
79	Lamotrigine	50 kg/A	-50 kg/A	0 kg/A
80	Lansoprazole	700 kg/A	0 kg/A	700 kg/A
81	Lenalidomide	10 kg/A	0 kg/A	10 kg/A
82	Naratriptan Hydrochloride	5 kg/A	0 kg/A	5 kg/A
83	Olopatadine	10 kg/A	0 kg/A	10 kg/A
84	Paliperidone Palmitate	12 kg/A	+18 kg/A	30 kg/A
85	Pemetrexed disodium heptahydrate	1 kg/A	+199 kg/A	200 kg/A
86	Pramlintide Acetate	0.05 kg/A	+9.95 kg/A	10 kg/A
87	Pregabline	1110 kg/A	+3890 kg/A	5000 kg/A
88	Risedronate sodium hemipentahydrate	50 kg/A	0 kg/A	50 kg/A
89	Tazarotene	2 kg/A	0 kg/A	2 kg/A
90	Tenatoprazole	10 kg/A	0 kg/A	10 kg/A

  
**Abhay Pimparkar (Secretary  
SEAC-I)**

**SEAC Meeting No: 174th - Day-1 Meeting Date:  
January 2, 2020**

**Page 18  
of 64**

Signature:   
Name: **Dr. Umakant Dangat  
(Chairman SEAC-I)**


91	Teriparatide	0.05 kg/A	+0.95 kg/A	1 kg/A
92	Temsirolimus	1.5 kg/A	-1.5 kg/A	0 kg/A
93	Fulvestrant	0.05 kg/A	+14.95 kg/A	15 kg/A
94	Febuxostat	0.5 kg/A	+749.5 kg/A	750 kg/A
95	Omaprazole	0.02 kg/A	+2299.98 kg/A	3000 kg/A
96	Existing Total	1,396,000.68 kg/A	-88,451.68 kg/A	1,307,549 kg/A
97	Afatinib	0 kg/A	+500 kg/A	500 kg/A
98	Arterolane	0 kg/A	+1000 kg/A	1000 kg/A
99	Azacitidine	0 kg/A	+500 kg/A	500 kg/A
100	Erlotinib	0 kg/A	+1 kg/A	1 kg/A
101	Linaclotide	0 kg/A	+1 kg/A	1 kg/A
102	Liraglutide	0 kg/A	+50 kg/A	50 kg/A
103	Lurasidone	0 kg/A	+1500 kg/A	1500 kg/A
104	Bivalirudin	0 kg/A	+20 kg/A	20 kg/A
105	Carfilzomib	0 kg/A	+1 kg/A	1 kg/A
106	Fingolimod	0 kg/A	+10 kg/A	10 kg/A
107	Pentetreotide	0 kg/A	+1 kg/A	1 kg/A
108	Prasugrel	0 kg/A	+500 kg/A	500 kg/A
109	Clofarabine	0 kg/A	+5 kg/A	5 kg/A
110	Dabigatran	0 kg/A	+1500 kg/A	1500 kg/A
111	Dasatinib	0 kg/A	+750 kg/A	750 kg/A
112	Glatiramer	0 kg/A	+2 kg/A	2 kg/A
113	Ibrutinib	0 kg/A	+1500 kg/A	1500 kg/A
114	Icatibant	0 kg/A	+2 kg/A	2 kg/A
115	Nilotinib	0 kg/A	+400 kg/A	400 kg/A
116	Nintedanib	0 kg/A	+200 kg/A	200 kg/A
117	Palbociclib	0 kg/A	+500 kg/A	500 kg/A
118	Pamidronic Acid	0 kg/A	+80 kg/A	80 kg/A
119	Pazopanib	0 kg/A	+400 kg/A	400 kg/A
120	Sunitinib	0 kg/A	+100 kg/A	100 kg/A
121	Tadalafil	0 kg/A	+500 kg/A	500 kg/A
122	Venetoclax	0 kg/A	+100 kg/A	100 kg/A
123	Abaloparatide	0 kg/A	+0.5 kg/A	0.5 kg/A
124	Abiraterone Acetate	0 kg/A	+500 kg/A	500 kg/A
125	Acalabrutinib	0 kg/A	+100 kg/A	100 kg/A
126	Alectinib	0 kg/A	+250 kg/A	250 kg/A
127	Angiotensin	0 kg/A	+0.5 kg/A	0.5 kg/A
128	Betiatide	0 kg/A	+0.5 kg/A	0.5 kg/A
129	Bosutinib	0 kg/A	+100 kg/A	100 kg/A
130	Carbozantinib	0 kg/A	+50 kg/A	50 kg/A
131	Enzalutamide	0 kg/A	+300 kg/A	300 kg/A
132	Etelcalcetide.HCl	0 kg/A	+0.5 kg/A	0.5 kg/A
133	Ixazomib	0 kg/A	+40 kg/A	40 kg/A
134	Lanreotide	0 kg/A	+5 kg/A	5 kg/A
135	Lenvatinib	0 kg/A	+10 kg/A	10 kg/A



**Abhay Pimparkar (Secretary SEAC-I)**

**SEAC Meeting No: 174th - Day-1 Meeting Date: January 2, 2020**

**Page 19 of 64**




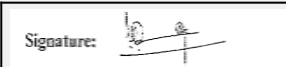
**Dr. Umakant Dangat (Chairman SEAC-I)**

136	Linagliptin	0 kg/A	+30 kg/A	30 kg/A
137	Plecanatide	0 kg/A	+0.5 kg/A	0.5 kg/A
138	Ribociclib	0 kg/A	+50 kg/A	50 kg/A
139	Saxagliptin	0 kg/A	+200 kg/A	200 kg/A
140	Semaglutide	0 kg/A	+0.5 kg/A	0.5 kg/A
141	Sinalide	0 kg/A	+0.5 kg/A	0.5 kg/A
142	Valproic acid	0 kg/A	+5000 kg/A	5000 kg/A
143	R&D Products	0 kg/A	+24180 kg/A	24180 kg/A
144	Proposed Total	0 kg/A	+40,941.5 kg/A	40,941.5 kg/A
145	Net Total	1,396,000.68 kg/A	-47,510.18 kg/A	1,348,490.5 kg/A

### 32.Total Water Requirement

<b>Dry season:</b>	<b>Source of water</b>	Not applicable
	<b>Fresh water (CMD):</b>	Not applicable
	<b>Recycled water - Flushing (CMD):</b>	Not applicable
	<b>Recycled water - Gardening (CMD):</b>	Not applicable
	<b>Swimming pool make up (Cum):</b>	Not applicable
	<b>Total Water Requirement (CMD) :</b>	Not applicable
	<b>Fire fighting - Underground water tank(CMD):</b>	Not applicable
	<b>Fire fighting - Overhead water tank(CMD):</b>	Not applicable
	<b>Excess treated water</b>	Not applicable
<b>Wet season:</b>	<b>Source of water</b>	Not applicable
	<b>Fresh water (CMD):</b>	Not applicable
	<b>Recycled water - Flushing (CMD):</b>	Not applicable
	<b>Recycled water - Gardening (CMD):</b>	Not applicable
	<b>Swimming pool make up (Cum):</b>	Not applicable
	<b>Total Water Requirement (CMD) :</b>	Not applicable
	<b>Fire fighting - Underground water tank(CMD):</b>	Not applicable
	<b>Fire fighting - Overhead water tank(CMD):</b>	Not applicable
	<b>Excess treated water</b>	Not applicable
<b>Details of Swimming pool (If any)</b>	Not applicable	


### 33.Details of Total water consumed

 <b>Abhay Pimparkar (Secretary SEAC-I)</b>	<b>SEAC Meeting No: 174th - Day-1 Meeting Date: January 2, 2020</b>	<b>Page 20 of 64</b>	 <b>Dr. Umakant Dangat (Chairman SEAC-I)</b>
--	---	----------------------	--

Particulars	Consumption (CMD)			Loss (CMD)			Effluent (CMD)		
	Existing	Proposed	Total	Existing	Proposed	Total	Existing	Proposed	Total
Domestic	13	30	43	5	6	11	8	24	32
Industrial Process	70	55	125	16.5	9	25.5	53.5	46	99.5
Cooling tower & thermopack	262	13	275	245.5	12	257.5	16.5	1	17.5
Gardening	140	0	140	140	0	140	0	0	0
Fresh water requirement	485	98	583	407	27	434	78	71	149
Industrial Process	Total Recycle water	-	32+40+92=164	-	-	-	-	-	-
Fresh water requirement	Net Fresh Water Requirement	-	419	-	-	-	-	-	-
Fresh water requirement	*NOTE:- 32 CMD from STP for gardening +40 CMD MEE II condensate +92 CMD RO permeate= 164 CMD total water recycled.	-	-	-	-	-	-	-	-


<b>34. Rain Water Harvesting (RWH)</b>	<b>Level of the Ground water table:</b>	10 m
	<b>Size and no of RWH tank(s) and Quantity:</b>	20Cu.m.; 1 no.
	<b>Location of the RWH tank(s):</b>	Near Ware House no. 2
	<b>Quantity of recharge pits:</b>	Nil as collected water will be reused.
	<b>Size of recharge pits:</b>	Not applicable as collected water will be reused.
	<b>Budgetary allocation (Capital cost) :</b>	Rs. 20 Lac
	<b>Budgetary allocation (O &amp; M cost) :</b>	Rs. 1 Lac/A
	<b>Details of UGT tanks if any :</b>	Solvent storage tanks 14 nos.

<b>35. Storm water drainage</b>	<b>Natural water drainage pattern:</b>	Proper and separate storm water drains are already provided as per natural slopes.
	<b>Quantity of storm water:</b>	369.28 l/s
	<b>Size of SWD:</b>	0.9 m dia * 1200 Mtr length

  
**Abhay Pimparkar (Secretary SEAC-I)**

**SEAC Meeting No: 174th - Day-1 Meeting Date: January 2, 2020**


**Page 21 of 64**

**Signature:**   
**Name: Dr. Umakant Dangat (Chairman SEAC-I)**

<b>Sewage and Waste water</b>	<b>Sewage generation in KLD:</b>	Existing: 8 CMD Proposed: 24 CMD Total: 32 CMD
	<b>STP technology:</b>	Generated sewage will be treated in existing independent STP of 40 CMD capacity.
	<b>Capacity of STP (CMD):</b>	40 CMD x 1 no.
	<b>Location &amp; area of the STP:</b>	Near Ware house
	<b>Budgetary allocation (Capital cost):</b>	Rs. 12.40 Cr
	<b>Budgetary allocation (O &amp; M cost):</b>	Rs. 6.03 Cr/A


### 36.Solid waste Management

<b>Waste generation in the Pre Construction and Construction phase:</b>	<b>Waste generation:</b>	Demolition waste amounting to 7630 MT will be generated
	<b>Disposal of the construction waste debris:</b>	In low lying area
<b>Waste generation in the operation Phase:</b>	<b>Dry waste:</b>	Hazardous Waste: • Discarded containers, PE Bags, HDPE, Fiber drums- 75 MT/A; • Batteries- 3 MT/A; • E-waste- 2000 nos./A; • Used PPE/ Contaminated cotton waste/Insulation material- 5 MT/A; • Insulated copper wire scrap or copper with PVC sheeting including namely ISRI code material namely "Drid"- 5 MT/A • Components of waste electrical & electronic assembly comprising accumulators & other batteries- 2 MT/A. Non-hazardous waste: • Boiler Ash- 720 MT/A; • Waste paper, card board etc.- 5 MT/A.
	<b>Wet waste:</b>	Hazardous Waste: • Used/spent oil- 6 MT/A; • Distillation Residue- 42 MT/A; • Spent Carbon from Process- 42.1 MT/A; • Spent carbon from ETP- 17 MT/A; • Spent catalyst (Raney Nickel)- 32.9 MT/A; • Spent Solvent- 8748 MT/A; • Sludge from waste water treatment (WWTP)- 240 MT/A; • Process residue and waste- 112 MT/A; • Spent Resin- 1 MT/A; • MEE salts- 1545 MT/A; • Off specification products- 10 MT/A; • Date expired products- 15 MT/A; • Oil & grease skimming- 2 MT/A; • Used filter medium- 3 MT/A • P
	<b>Hazardous waste:</b>	Hazardous Waste: • Used/spent oil- 6 MT/A; • Distillation Residue- 42 MT/A; • Spent Carbon from Process- 42.1 MT/A; • Spent carbon from ETP- 17 MT/A; • Spent catalyst (Raney Nickel)- 32.9 MT/A; • Spent Solvent- 8748 MT/A; • Sludge from waste water treatment (WWTP)- 240 MT/A; • Process residue and waste- 122 MT/A; • Spent Resin- 1 MT/A; • MEE salts- 1545 MT/A; • Off specification products- 10 MT/A; • Date expired products- 15 MT/A; • Oil & grease skimming- 2 MT/A; • Used filter medium- 3 MT/A • P
	<b>Biomedical waste (If applicable):</b>	25 Kg/A
	<b>STP Sludge (Dry sludge):</b>	Biological sludge= 72 MT/A
	<b>Others if any:</b>	• Battery waste = 3 MT/A • E waste = 2000 nos/A • Used PPE/ Contaminated cotton waste/Insulation material- 5 MT/A; • Insulated copper wire scrap or copper with PVC sheeting including namely ISRI code material namely "Drid"- 5 MT/A • Components of waste electrical & electronic assembly comprising accumulators & other batteries.- 2 MT/A.

  
**Abhay Pimparkar (Secretary SEAC-I)**

**SEAC Meeting No: 174th - Day-1 Meeting Date:  
 January 2, 2020**

**Page 22  
 of 64**

**Signature:**   
**Name: Dr. Umakant Dangat  
 (Chairman SEAC-I)**


<b>Mode of Disposal of waste:</b>	<b>Dry waste:</b>	MPCB authorized party for reuse/ CHWTSDF
	<b>Wet waste:</b>	CHWTSDF/To MPCB authorized recyclers/ Recover & reuse
	<b>Hazardous waste:</b>	CHWTSDF/To MPCB authorized recyclers/ Recover & reuse
	<b>Biomedical waste (If applicable):</b>	Sale to authorized medical waste disposal facility
	<b>STP Sludge (Dry sludge):</b>	Used as manure for gardening
	<b>Others if any:</b>	Sale to authorized vendors/Recyclers.
<b>Area requirement:</b>	<b>Location(s):</b>	Near Plant 9 as indicated in Plot layout
	<b>Area for the storage of waste &amp; other material:</b>	Area for the storage of Hazardous waste 440 Sq.m.
	<b>Area for machinery:</b>	No machinery for treatment of hazardous waste
<b>Budgetary allocation (Capital cost and O&amp;M cost):</b>	<b>Capital cost:</b>	Rs. 25 lacs, which is Included in total capital cost.
	<b>O &amp; M cost:</b>	Rs. 617.97 Lacs/year

### 37. Effluent Characteristics

Serial Number	Parameters	Unit	Inlet Effluent Characteristics	Outlet Effluent Characteristics	Effluent discharge standards (MPCB)
1	pH	--	6-7	7-7.5	7-7.5
2	BOD <sub>3,27°C</sub>	mg/L	3000-4000	<100	<100
3	COD	mg/L	6000-8000	<250	<250
4	TSS	mg/L	100-300	<100	<100
5	TDS	mg/L	3000-3500	1500-2000	1500-2000
Amount of effluent generation (CMD):		117 CMD (Existing: 70 CMD + Proposed: 47 CMD)			
Capacity of the ETP:		125 CMD			
Amount of treated effluent recycled :		164 CMD = 32 CMD from STP for gardening + 40 CMD MEE II condensate + 92 CMD RO permeate.			
Amount of water send to the CETP:		Not Applicable, ZLD Unit			
Membership of CETP (if require):		Not applicable as unit is ZLD			
Note on ETP technology to be used		High TDS stream from process is treated in MEE I. MEE I condensate along with low TDS stream from process and utilities blow downs is treated in conventional ETP. Tertiary treated effluent is passed through RO. RO permeate is recycled and reuse whereas RO reject is fed to MEE II. MEE II condensate is directly recycled & reused thus making this a ZLD unit. Domestic effluent is treated in independent STP.			
Disposal of the ETP sludge		to CHWTSDF			

### 38. Hazardous Waste Details

Serial Number	Description	Cat	UOM	Existing	Proposed	Total	Method of Disposal
1	Used/spent oil	5.1	MT/A	30	(-) 24	6	Sale to authorized Recycler
2	Distillation Residue	20.3	MT/A	8	34	42.0	CHWTSDF
3	Spent Carbon from process	28.3	MT/A	42.1	-	42.1	CHWTSDF
4	Spent carbon from ETP	35.3	MT/A	-	17	17	CHWTSDF
5	Spent Catalyst (Raney Nickel)	28.2	MT/A	32.9	-	32.9	Sale to authorized Recycler

  
**Abhay Pimparkar (Secretary SEAC-I)**


**SEAC Meeting No: 174th - Day-1 Meeting Date: January 2, 2020**

**Page 23 of 64**

  
**Dr. Umakant Dangat (Chairman SEAC-I)**


6	Spent Solvent	28.6	MT/A	8640	108	8748	Sale to authorized Recycler/ CHWTSDF
7	Discarded containers, PE Bags, HDPE, Fiber drums	33.1	MT/A	32.8	42.2	75	Sale to authorized Recycler
8	Sludge from waste water treatment plant (WWTP)	35.3	MT/A	85	155	240	CHWTSDF
9	Process Residue and waste	28.1	MT/A	-	112	112	CHWTSDF
10	Spent Resin	35.2	MT/A	-	1	1	CHWTSDF
11	MEE Salts	35.3	MT/A	-	1545	1545	CHWTSDF
12	Off Specification Products	28.4	MT/A	-	10	10	CHWTSDF
13	Date expired Products	28.5	MT/A	-	15	15	CHWTSDF
14	Oil & Grease Skimming	35.4	MT/A	-	2	2	CHWTSDF
15	Used Filter medium	36.2	MT/A	-	3	3	CHWTSDF
16	Paint and Ink residue	21.1	MT/A	-	2	2	CHWTSDF
17	Chimney cleaning residue	35.1	MT/A	-	5	5	CHWTSDF
18	Other waste	-	-	-	-	-	-
19	Batteries	Not Specified	MT/A	-	3	3	Sale to authorized vendor/recycler
20	E waste	Not Specified	Nos./A	-	2000	2000	Sale to authorized vendor/recycler
21	Used PPE/ Contaminated cotton waste/Insulation material	Not Specified	MT/A	-	5	5	Sale to authorized vendor/recycler
22	Insulated copper wire scrap or copper with PVC sheeting including namely ISRI code material namely "Drid"	Not Specified	MT/A	-	5	5	Sale to authorized vendor/recycler
23	Components of waste electrical & electronic assembly comprising accumulators & other batteries.	Not Specified	MT/A	-	2	2	Sale to authorized vendor/recycler
24	Non-Hazardous waste	-	-	-	-	-	-
25	Boiler Ash	Not Specified	MT/A	720	-	720	Sale to brick manufacturer
26	Biological Sludge from STP	Not Specified	MT/A	72	-	72	Used as Manure in gardening
27	Waste paper, card board etc.	Not Specified	MT/A	-	5	5	Sale to recycler
28	Biomedical Waste	Not Specified	Kg/A	-	25	25	Sale to authorized medical waste disposal facility

### 39.Stacks emission Details

  
**Abhay Pimparkar (Secretary SEAC-I)**

**SEAC Meeting No: 174th - Day-1 Meeting Date: January 2, 2020**


**Page 24 of 64**

Signature:   
 Name: Dr. Umakant Dangat  
**Dr. Umakant Dangat (Chairman SEAC-I)**

Serial Number	Section & units	Fuel Used with Quantity	Stack No.	Height from ground level (m)	Internal diameter (m)	Temp. of Exhaust Gases
1	Existing 15 TPH Boiler	-	1	30 m	0.96 m	125o C
2	Existing 12 TPH Boiler (Stand-by)	40 TPD Briquette is for 15 TPH and 12 TPH both boilers	1	30 m	0.75 m	125o C
3	Existing 5 TPH Boiler (Stand-by)	-	1	36 m	0.65 m	125o C
4	Existing 8 TPH Boiler (Stand-by)	8 TPD FO is for both 5 TPH and 8 TPH both boilers	1	46 m	0.65 m	125o C
5	*DG set 1010 KVA x 4 nos. (Proposed)	646.76 kg/hr HSD	1 each	13 m each above enclosure	0.35 m	135o C
6	DG set 750 KVA (Existing)	150 kg/hr HSD	1	11 m above enclosure	0.85 m	135o C
7	*DG set 1510 KVA x 2 nos. (Proposed)	537.76 kg/hr HSD	1 each	12 m above enclosure	0.35 m	135o C
8	Process stack	Water/ Aqueous Media	1	1.8 m	0.3 m	45-50o C
9	Process stack	Water/ Aqueous Media	1	2 m	0.225 m	45-50o C
10	Process stack	Water/ Aqueous Media	1	3 m	0.45 m	45-50o C
11	Process stack	Water/ Aqueous Media	1	2.2 m	0.15 m	45-50o C
12	Process stack	Water/ Aqueous Media	1	1.7 m	0.3 m	45-50o C
13	Process stack	Water/ Aqueous Media	1	4.57 m	0.45 m	45-50o C
14	Process stack	Water/ Aqueous Media	1	4.8 m	0.15 m	45-50o C
15	Process stack	Water/ Aqueous Media	1	5.545 m	0.3 m	45-50o C
16	Process stack x 6 nos.	Water/ Aqueous Media	1 each	4.3 m each	0.45 m each	45-50o C
17	Process stack	Water/ Aqueous Media	1	6.4 m	0.45 m	45-50o C
18	Process stack	Water/ Aqueous Media	1	9.2 m	0.45 m	45-50o C
19	Process stack	Water/ Aqueous Media	1	4.57 m	0.45 m	45-50o C
20	*Note- a)Existing DG set- 320 KVA x2 nos. and 500 KVA x 2 nos. will be replaced by 4 nos. of DG sets of 1010 KVA each. b) Existing DG of 1000 KVA will be replaced by proposed DG of 1510 KVA.					

#### 40.Details of Fuel to be used

Serial Number	Type of Fuel	Existing	Proposed	Total
1	Briquette	30 TPD	10 TPD	40 TPD
2	FO	8 TPD	-	8 TPD
3	HSD	572 kg/hr	978 kg/hr	1550 kg/hr
41.Source of Fuel		Local Market		


  
**Abhay Pimparkar (Secretary SEAC-I)**

**SEAC Meeting No: 174th - Day-1 Meeting Date: January 2, 2020**

**Page 25 of 64**


Signature:   
 Name: Dr. Umakant Dangat  
**Dr. Umakant Dangat (Chairman SEAC-I)**

42.Mode of Transportation of fuel to site		by road		
<b>43.Green Belt Development</b>	<b>Total RG area :</b>	30,337.78Sq.m (35.03% of total plot area)		
	<b>No of trees to be cut :</b>	Nil		
	<b>Number of trees to be planted :</b>	There are around 5900 nos. of trees & shrubs already planted at the site fulfilling the norm of standard ToR		
	<b>List of proposed native trees :</b>	Not applicable		
	<b>Timeline for completion of plantation :</b>	Not applicable		
<b>44.Number and list of trees species to be planted in the ground</b>				
<b>Serial Number</b>	<b>Name of the plant</b>	<b>Common Name</b>	<b>Quantity</b>	<b>Characteristics &amp; ecological importance</b>
1	Not applicable	Not applicable	Not applicable	Not applicable
<b>45.Total quantity of plants on ground</b>				
<b>46.Number and list of shrubs and bushes species to be planted in the podium RG:</b>				
<b>Serial Number</b>	<b>Name</b>	<b>C/C Distance</b>	<b>Area m2</b>	
1	Not applicable	Not applicable	Not applicable	
<b>47.Energy</b>				
<b>Power requirement:</b>	<b>Source of power supply :</b>	MSEDCL		
	<b>During Construction Phase: (Demand Load)</b>	In-house		
	<b>DG set as Power back-up during construction phase</b>	In-house		
	<b>During Operation phase (Connected load):</b>	5000 KVA		
	<b>During Operation phase (Demand load):</b>	4000 KVA		
	<b>Transformer:</b>	2500 KVA x 1nos. 1250 KVA x 1 nos. 1500 KVA x 4 nos.		
	<b>DG set as Power back-up during operation phase:</b>	1010 KVA x 4 Nos. 1510 KVA x 2 No. 750 KVA x 1 No.		
	<b>Fuel used:</b>	HSD 1550 kg/hr		
	<b>Details of high tension line passing through the plot if any:</b>	Not Applicable		
<b>48.Energy saving by non-conventional method:</b>				
63 KW of electricity will get generated by using solar panels				
<b>49.Detail calculations &amp; % of saving:</b>				

  
**Abhay Pimparkar (Secretary SEAC-I)**

**SEAC Meeting No: 174th - Day-1 Meeting Date: January 2, 2020**

**Page 26 of 64**

**Signature:**   
**Name: Dr. Umakant Dangat (Chairman SEAC-I)**

Serial Number	Energy Conservation Measures	Saving %
1	Electricity will get generated by using solar panels	63 KWp (1.97%)

### 50.Details of pollution control Systems

Source	Existing pollution control system	Proposed to be installed
Air	Multi-cyclone followed by Bag filter, stack of adequate height	Stack of adequate height
Water	ETP, RO &MEE and STP	Automation & betterment of ETP, MEE, RO
Noise	Acoustic enclosure for DG set	Acoustic enclosure for DG set
Solid Waste	Disposal to CHWTSDF/ Sale to authorized Recycler	Disposal to CHWTSDF/ Sale to authorized Recycler

<b>Budgetary allocation (Capital cost and O&amp;M cost):</b>	<b>Capital cost:</b>	1715 Lacs
	<b>O &amp; M cost:</b>	549.3 Lacs/Annum


### 51.Environmental Management plan Budgetary Allocation

#### a) Construction phase (with Break-up):

Serial Number	Attributes	Parameter	Total Cost per annum (Rs. In Lacs)
1	Dust	Air Pollution	1.0
2	Debris	Solid Waste	1.0
3	Construction equipment	Noise Pollution	0.5


#### b) Operation Phase (with Break-up):

Serial Number	Component	Description	Capital cost Rs. In Lacs	Operational and Maintenance cost (Rs. in Lacs/yr)
1	Air pollution control	Stack, Multi cyclone and Bag filter	390.0	13.0
2	Water pollution control	Automation & betterment of ETP, MEE, RO and STP	1240.0	385.0
3	Noise pollution Control	Acoustic enclosure and regular maintenance	60.0	0.3
4	Occupational Health	Medical checkup, Health insurance policy, Medical staff charges, First aid facilities, consumables, In-house first aid room, Other infrastructure and Equipment	75.0	16.0
5	Environmental Monitoring Budget including carbon and water footprint	Environmental Monitoring, Carbon Footprint and Water Footprint monitoring	25	10.0
6	Hazardous waste Storage & disposal	Storage, Transportation and disposal	25	151.0
7	Green belt	Maintenance of Green belt	20	5.9

  
Abhay Pimparkar (Secretary SEAC-I)

SEAC Meeting No: 174th - Day-1 Meeting Date:  
January 2, 2020


Page 27  
of 64

Signature:   
Name: Dr. Umakant Dangat  
Dr. Umakant Dangat  
(Chairman SEAC-I)

8	Mitigation Measures for LCA	Installation of solar Panels	31.5	1.0
9	Carbon Footprint Monitoring	Measures taken to reduce carbon footprint	1.0	0.2
10	Water Footprint Monitoring	Measures taken to reduce water footprint	1.5	0.2
11	Total	-	1869.0	582.6


### 51.Storage of chemicals (inflammable/explosive/hazardous/toxic substances)

Description	Status	Location	Storage Capacity in MT	Maximum Quantity of Storage at any point of time in MT	Consumption / Month in MT	Source of Supply	Means of transportation
Xylene	Liquid	RM warehouse	200 lit	1000 lit	29000 Lit	Local	Road
Toluene	Liquid	RM warehouse	15 KL	15 KL	38850 Lit	Local	Road
Tetrahydrofuran	Liquid	RM warehouse	15KL	30KL	26400 Lit	Local	Road
Petroleum Ether	Liquid	RM warehouse	200 lit	500 lit	25819 Lit	Local	Road
Methanol	Liquid	RM warehouse	15KL	45KL	232045 Lit	Local	Road
Methylene dichloride	Liquid	RM warehouse	15KL	15KL	88275 Lit	Local	Road
Isopropyl alcohol	Liquid	RM warehouse	15KL	45KL	42302 Lit	Local	Road
Hexane	Liquid	RM warehouse	200 lit	2000 lit	5100 Lit	Local	Road
Acetone	Liquid	RM warehouse	15KL	30KL	56520 Lit	Local	Road
1,4 Dioxane	Liquid	RM warehouse	200 lit	1000 lit	26230 Lit	Local	Road
Hexane	Liquid	RM warehouse	200 lit	2000 lit	3600 Lit	Local	Road
Diisopropylether	Liquid	RM warehouse	200 lit	2000 lit	5800 Lit	Local	Road
Ethyl acetate	Liquid	RM warehouse	200 lit	3000 lit	13000 Lit	Local	Road
Diethyl ether	Liquid	RM warehouse	200 lit	1000 lit	9400 Lit	Local	Road
Dimethyl formamide	Liquid	RM warehouse	200 lit	5000 lit	30260 Lit	Local	Road
N,N dimethyl acetamide	Liquid	RM warehouse	200 lit	2000 lit	6300 Lit	Local	Road
Dicyanodiamide	Solid	RM warehouse	30 Kg	500 kg	30405 Kg	Local	Road
Dimethyl amine Hcl	Solid	RM warehouse	30 Kg	500 kg	35878 Kg	Local	Road
4 Methoxy ethyl phenol	Solid	RM warehouse	200 kg	2000 kg	5242 Kg	Local	Road
Epichlorohydrin	Solid	RM warehouse	200 kg	5000 kg	4106 Kg	Local	Road
Cyclohexanone	Solid	RM warehouse	200 kg	5000 kg	8196 Kg	Local	Road
Mesalamine crude	Solid	RM warehouse	50 kg	20 MT	7654 Kg	Local	Road
Sodium hydroxide flakes	Solid	RM warehouse	30 Kg	1000 kg	49655 Kg	Local	Road
Hydrochloric acid	Solid	RM warehouse	50 kg	3000 kg	58505 Kg	Local	Road
Gabapentin stage III	Solid	RM warehouse	50 kg	35 MT	41360 Kg	Local	Road
Sodium chloride	Solid	RM warehouse	30 Kg	1000 kg	3950 Kg	Local	Road
Paraformaldehyde	Solid	RM warehouse	200 kg	5000 kg	36190 Kg	Local	Road
Mono isopropyl amine	Solid	RM warehouse	30 Kg	2000 kg	50830 Kg	Local	Road
sodium sulphate	Solid	RM warehouse	30 Kg	500 kg	11803 Kg	Local	Road
M-Bromoanisole	Solid	RM warehouse	50 lit	500 kg	59016 Kg	Local	Road

  
**Abhay Pimparkar (Secretary SEAC-I)**

**SEAC Meeting No: 174th - Day-1 Meeting Date: January 2, 2020**

**Page 28 of 64**

Signature:   
 Name: Dr. Umakant Dangat  
**Dr. Umakant Dangat (Chairman SEAC-I)**


Ammonium chloride	Solid	RM warehouse	30 Kg	2000 kg	63344 Kg	Local	Road
Activated carbon	Solid	RM warehouse	30 Kg	1000 kg	4000 Kg	Local	Road
Sodium hyphosphosphate	Solid	RM warehouse	50 Kg	1000 kg	736 Kg	Local	Road
EDTA Sodium salt	Solid	RM warehouse	30 Kg	2000 kg	1562 Kg	Local	Road
Calcium chloride	Solid	RM warehouse	30 Kg	5000 kg	9293 Kg	Local	Road
Sodium acetate	Solid	RM warehouse	30 Kg	1000 kg	65450 Kg	Local	Road
L (+) Natural tartaric acid	Solid	RM warehouse	30 Kg	5000 kg	12551 Kg	Local	Road
Succinic acid	Solid	RM warehouse	30 Kg	2000 kg	15750 Kg	Local	Road
Tetra butyl ammonium bromide.	Solid	RM warehouse	30 Kg	500 kg	1560 Kg	Local	Road
3-Nitrobenzaldehyde	Solid	RM warehouse	50 Kg	400 kg	980 Kg	Local	Road
Sodium bicarbonate	Solid	RM warehouse	30 Kg	500 kg	1600 Kg	Local	Road

### 52. Any Other Information

No Information Available


### 53. Traffic Management

	<b>Nos. of the junction to the main road &amp; design of confluence:</b>	Not Applicable
<b>Parking details:</b>	<b>Number and area of basement:</b>	Not Applicable
	<b>Number and area of podia:</b>	Not Applicable
	<b>Total Parking area:</b>	8706.25 sq.m.
	<b>Area per car:</b>	Not Applicable
	<b>Area per car:</b>	Not Applicable
	<b>Number of 2-Wheelers as approved by competent authority:</b>	Not Applicable
	<b>Number of 4-Wheelers as approved by competent authority:</b>	Not Applicable
	<b>Public Transport:</b>	Not Applicable
	<b>Width of all Internal roads (m):</b>	6 m with turning radius of 9 m
	<b>CRZ/ RRZ clearance obtain, if any:</b>	Nil
	<b>Distance from Protected Areas / Critically Polluted areas / Eco-sensitive areas/ inter-State boundaries</b>	No such areas within 5km radius circle.
	<b>Category as per schedule of EIA Notification sheet</b>	B1, 5 (f)

  
**Abhay Pimparkar (Secretary SEAC-I)**

**SEAC Meeting No: 174th - Day-1 Meeting Date: January 2, 2020**

**Page 29 of 64**



**Signature:**   
**Name: Dr. Umakant Dangat (Chairman SEAC-I)**

	<b>Court cases pending if any</b>	No
	<b>Other Relevant Informations</b>	No
	<b>Have you previously submitted Application online on MOEF Website.</b>	Yes
	<b>Date of online submission</b>	08-02-2019

## SEAC DISCUSSION ON ENVIRONMENTAL ASPECTS

<b>Environmental Impacts of the project</b>	PP submitted EIA report to the committee. Various aspects of the Environment are discussed in the report. PP has conducted base line data collection for Air, Water, Soil & Noise parameters as per EIA Notification, 2006 amended from time to time. PP proposes Zero Liquid Discharge ETP, PP provided scrubber to the process equipment. As per data submitted by the PP in the EIA report environmental parameters are found within the prescribed limits at site.
<b>Water Budget</b>	PP submitted water budget calculations in the EIA report and also indicated water requirement at Sr. No 33 of the Consolidated Statement.
<b>Waste Water Treatment</b>	PP proposes Effluent Treatment Plant and Zero Liquid Discharge.
<b>Drainage pattern of the project</b>	PP considered contour levels during design of storm water drains.
<b>Ground water parameters</b>	As per data submitted by PP ground water parameters are within the prescribed limits.
<b>Solid Waste Management</b>	PP committed to dispose the hazardous waste at Common Hazardous Waste Treatment, Storage, and Disposal Facility and sale to Authorized vendors. Details are given at Sr. No. 38 of the Consolidated Statement.
<b>Air Quality &amp; Noise Level issues</b>	As per data submitted by PP Air Quality and Noise parameters are within the prescribed limits at project site.
<b>Energy Management</b>	The electrical demand for project is 5000 KVA which will be supplied by MSEDCL. PP proposes four numbers of DG sets with capacity 1010 KVA , two DG sets with capacity 1510 KVA and one DG set with capacity 750 KVA.
<b>Traffic circulation system and risk assessment</b>	PP provided internal roads with minimum six meter width and nine meters of turning radius for smooth circulation of traffic.
<b>Landscape Plan</b>	PP provided 33% green belt within the premises.
<b>Disaster management system and risk assessment</b>	PP carried out HAZOP and Risk Assessment and submitted DMP.
<b>Socioeconomic impact assessment</b>	PP has carried out socio economic impact study and included in the EIA report.
<b>Environmental Management Plan</b>	PP proposes Rs. 2.50 Lakhs during construction phase and Rs. 1869 Lakhs as capital cost and Rs. 582.60 Lakhs as recurring EMP cost for the maintenance of environmental parameters during operation phase.
<b>Any other issues related to environmental sustainability</b>	PP to implement CER plan in consultation with the District Authority as per OM issued by MoEF&CC dated 01.05.2018. PP to explore the possibility of suitable measures for the rejuvenation of the river Sina passing through the city.i

## Brief information of the project by SEAC

 <b>Abhay Pimparkar (Secretary SEAC-I)</b>	<b>SEAC Meeting No: 174th - Day-1 Meeting Date: January 2, 2020</b>	<b>Page 30 of 64</b>	 <b>Dr. Umakant Dangat (Chairman SEAC-I)</b>
--	---	----------------------	--

PP submitted their application for the grant of TOR under category 5(f)B1 as per EIA Notification, 2006. PP presented draft TOR based on standard TOR issued by MoEF & CC published in April, 2015 in the 163rd meeting of SEAC-1 wherein ToR was granted to the PP along with following additional points,

1. PP to submit certificate of incorporation of the company, list of board of directors and memorandum of articles.
2. PP to submit lay out plan showing internal roads with six meter width and nine meter turning radius, provision of cul-de-sac at dead ends of the internal roads if any, location of pollution control equipment, parking areas, 33% green belt with its dimensions, rain water harvesting structures (locations with dimensions), storm water drain lines, along with index and area statement showing calculations for each area and cross sections of storm water drain and rain water harvesting pits etc.
3. PP to submit plan layout showing contour levels, storm water drain lines and location of rain water harvesting facilities along with calculations.
4. PP to carry out life cycle analysis of the activities carried out on site with respect to the acidification potential, eutrophication potential, green house and ozone depletion potential etc and proposed mitigation measures to reduce the identified potentials.
5. PP to include detailed material balance charts for each product showing consumption of raw material, sources of pollution and mitigation measures to control the pollution and justified use of resources along with quantities in the EIA report.
6. PP to include detailed water balance calculations along with design details of zero liquid discharge ETP in the EIA report.
7. PP to carry out HAZOP and QRA and submit disaster management plan.
8. PP to include details of generation and disposal of hazardous waste including byproducts as per Hazardous and other waste (Management and Trans boundary Movement) Rules, 2016 in the EIA report.
9. PP to explore possibility to reduce the hazardous waste generation by 10% through process optimization and include the plan in EIA report.
10. PP to submit structural stability certificate of existing building with respect to the change in the proposed product mix.
11. PP to submit hazardous chemical handling protocol.
12. PP to include water and carbon foot print monitoring in the EMP.
13. PP to use new and renewable energy for illumination of office buildings, street lights, parking areas and maintain the same regularly PP to provide lightening arrestor.
14. PP to prepare the Legal Register with respect to compliance of various Acts , Rules and Regulations applicable to the manufacturing activities.

Now PP submitted EIA/EMP report for appraisal.

As the industry is located in the notified industrial area/estate (MIDC), Public Hearing is exempted under the provisions as per para 7 III Stage (3) (b) of the EIA Notification, 2006.

PP to collect base line data as per Office Memorandum issued by MoEF&CC dated 27.08.2017.


As the industry is located in the notified industrial area/estate (MIDC), Public Hearing is exempted under the provisions as per para 7 III Stage (3) (b) of the EIA Notification, 2006

The validity of the TOR will be for three years as per OM issued by MoEF and CC on 29.08.2017.

PP to submit Form - 2 along with EIA/EMP report as per OM issued by MoEF&CC on 20.04.2018.

PP to submit their plan to utilize CER (Corporate Environment Responsibility) along with timelines as per OM issued by MoEF&CC dated 01.05.2018.


## DECISION OF SEAC



**Abhay Pimparkar (Secretary  
SEAC-I)**

**SEAC Meeting No: 174th - Day-1 Meeting Date:  
January 2, 2020**

**Page 31  
of 64**



**Dr. Umakant Dangat  
(Chairman SEAC-I)**




## 174th Meeting of State Level Expert Appraisal Committee (SEAC-1)

**SEAC Meeting number: 174th - Day-1 Meeting Date January 2, 2020**

**Subject:** Environment Clearance for Expansion project of manufacturing of Polymers based on Vinyl Acetate Monomer, Acrylate, styrene, Ethylene monomers & Adhesives based on PVA at Plot No. A-22/1 & A-21/2, Mahad MIDC, Raigad


**Is a Violation Case:** No

<b>1.Name of Project</b>	Expansion project of manufacturing of Polymers based on Vinyl Acetate Monomer, Acrylate, styrene, Ethylene monomers & Adhesives based on PVA at Plot No. A-22/1 & A-21/2, Mahad MIDC, Raigad
<b>2.Type of institution</b>	Private
<b>3.Name of Project Proponent</b>	Sagar Jadhav- Pidilite Industries Limited.
<b>4.Name of Consultant</b>	Goldfinch Engineering Systems Private Limited
<b>5.Type of project</b>	Manufacturing of Synthetic Organic Chemicals
<b>6.New project/expansion in existing project/modernization/diversification in existing project</b>	Expansion in existing project
<b>7.If expansion/diversification, whether environmental clearance has been obtained for existing project</b>	Yes, existing project has EC with reference No. SEAC-2012/CR-201/TC-2 dt. 31/12/2015
<b>8.Location of the project</b>	A-22/1 & A-21/2, Mahad MIDC
<b>9.Taluka</b>	Mahad
<b>10.Village</b>	Kamble via Birwadi
<b>Correspondence Name:</b>	Rakesh Kaushal
<b>Room Number:</b>	A-22/1 & A-21/2, Mahad MIDC
<b>Floor:</b>	Ground Floor
<b>Building Name:</b>	Admin bldg.
<b>Road/Street Name:</b>	Kamble village Road
<b>Locality:</b>	Kamble via Birwadi
<b>City:</b>	Mahad, Raigad
<b>11.Whether in Corporation / Municipal / other area</b>	Other
<b>12.IOD/IOA/Concession/Plan Approval Number</b>	Not applicable <b>IOD/IOA/Concession/Plan Approval Number:</b> Not applicable <b>Approved Built-up Area:</b> 28744.00
<b>13.Note on the initiated work (If applicable)</b>	Not applicable
<b>14.LOI / NOC / IOD from MHADA/ Other approvals (If applicable)</b>	Not applicable
<b>15.Total Plot Area (sq. m.)</b>	28744 Sq.m
<b>16.Deductions</b>	2171.12
<b>17.Net Plot area</b>	26572.88
<b>18 (a).Proposed Built-up Area (FSI &amp; Non-FSI)</b>	<b>a) FSI area (sq. m.):</b> 14660.0 <b>b) Non FSI area (sq. m.):</b> <b>c) Total BUA area (sq. m.):</b> 14660.0
<b>18 (b).Approved Built up area as per DCR</b>	<b>Approved FSI area (sq. m.):</b> Not Applicable <b>Approved Non FSI area (sq. m.):</b> Not Applicable <b>Date of Approval:</b> 26-12-2019
<b>19.Total ground coverage (m2)</b>	7211.12 Sq.m.
<b>20.Ground-coverage Percentage (%) (Note: Percentage of plot not open to sky)</b>	25%
<b>21.Estimated cost of the project</b>	166300000

  
**Abhay Pimparkar (Secretary SEAC-I)**

**SEAC Meeting No: 174th - Day-1 Meeting Date:  
January 2, 2020**

**Page 33  
of 64**


**Signature:**   
**Name: Dr. Umakant Dangat  
(Chairman SEAC-I)**

## 22. Number of buildings & its configuration

Serial number	Building Name & number	Number of floors	Height of the building (Mtrs)
1	Not applicable	Not applicable	Not applicable
23. Number of tenants and shops	Not applicable		
24. Number of expected residents / users	Not applicable		
25. Tenant density per hectare	Not applicable		
26. Height of the building(s)			
27. Right of way (Width of the road from the nearest fire station to the proposed building(s))	6m		
28. Turning radius for easy access of fire tender movement from all around the building excluding the width for the plantation	9m		
29. Existing structure (s) if any	Admin Building, Manufacturing unit, Storage Yards, etc..		
30. Details of the demolition with disposal (If applicable)	No Demolition activity involved		


## 31. Production Details

Serial Number	Product	Existing (MT/M)	Proposed (MT/M)	Total (MT/M)
1	Styrene/Pure acrylates monomers based Polymers	-	-	48000(MT/A)
2	Vinyl Acetate Monomer (VAM) based Polymers	-	-	10800 (MT/A)
3	Solution Clear Polymers/Adhesives based on Poly Vinyl Alcohol (PVA)	-	-	7200 (MT/A)
4	Total	41100 (MT/A)	24900 (MT/A)	66000 (MT/A)

  
**Abhay Pimparkar (Secretary SEAC-I)**

**SEAC Meeting No: 174th - Day-1 Meeting Date: January 2, 2020**


**Page 34 of 64**

Signature:   
 Name: Dr. Umakant Dangat  
**Dr. Umakant Dangat (Chairman SEAC-I)**

5	<p>Note: • Manufacturing processes are similar for all three families • Power/fuel/water/utilities requirements to produce the various categories of products mentioned above are same per ton of production • Effluent/gaseous emission/ Hazardous waste generations and the characteristics for all above categories are same per ton of production. The effluent generation and hazardous waste generation are mainly due to the reactor washing at the time of product change.</p>	-	-	-
---	--	---	---	---


### 32.Total Water Requirement

<b>Dry season:</b>	<b>Source of water</b>	Not applicable
	<b>Fresh water (CMD):</b>	Not applicable
	<b>Recycled water - Flushing (CMD):</b>	Not applicable
	<b>Recycled water - Gardening (CMD):</b>	Not applicable
	<b>Swimming pool make up (Cum):</b>	Not applicable
	<b>Total Water Requirement (CMD) :</b>	Not applicable
	<b>Fire fighting - Underground water tank(CMD):</b>	Not applicable
	<b>Fire fighting - Overhead water tank(CMD):</b>	Not applicable
	<b>Excess treated water</b>	Not applicable

  
**Abhay Pimparkar (Secretary SEAC-I)**

**SEAC Meeting No: 174th - Day-1 Meeting Date: January 2, 2020**


**Page 35 of 64**

Signature:   
 Name: Dr. Umakant Dangat  
**Dr. Umakant Dangat (Chairman SEAC-I)**

<b>Wet season:</b>	<b>Source of water</b>	Not applicable
	<b>Fresh water (CMD):</b>	Not applicable
	<b>Recycled water - Flushing (CMD):</b>	Not applicable
	<b>Recycled water - Gardening (CMD):</b>	Not applicable
	<b>Swimming pool make up (Cum):</b>	Not applicable
	<b>Total Water Requirement (CMD) :</b>	Not applicable
	<b>Fire fighting - Underground water tank(CMD):</b>	Not applicable
	<b>Fire fighting - Overhead water tank(CMD):</b>	Not applicable
	<b>Excess treated water</b>	Not applicable
<b>Details of Swimming pool (If any)</b>	Not applicable	


### 33.Details of Total water consumed

Particulars	Consumption (CMD)			Loss (CMD)			Effluent (CMD)		
	Existing	Proposed	Total	Existing	Proposed	Total	Existing	Proposed	Total
Domestic	10	2	12	2	1	3	8	1	9
Industrial Process	110	66	176	80	48	128	30	18	48
Cooling tower & thermopack	70	42	112	57.5	34.5	92	12.5	7.5	20
Gardening	12	11	23	12	11	23	0	0	0
Fresh water requirement	202	121	323	151.5	94.5	246	50.5	26.5	77
Fresh water requirement	Water Recycled	-	9 + 15 + 7.5 = 31.5	-	-	-	-	-	-
Fresh water requirement	Total fresh water required	-	291.5	-	-	-	-	-	-
Fresh water requirement	Out of 68 CMD; 48 CMD disposed to CETP and 20 CMD through RO and RO reject will be treated in Evaporator	-	-	-	-	-	-	-	-

  
**Abhay Pimparkar (Secretary SEAC-I)**

**SEAC Meeting No: 174th - Day-1 Meeting Date: January 2, 2020**

**Page 36 of 64**

**Signature:**   
**Name: Dr. Umakant Dangat (Chairman SEAC-I)**

Fresh water requirement	Note- Total 31.5 CMD is recycled= 9 CMD (treated sewage used for gardening)+15 CMD (RO Permeate)+7.5 CMD (Evaporator live stream Condensate)	-	-	-	-	-	-	-	-
-------------------------	--	---	---	---	---	---	---	---	---


<b>34.Rain Water Harvesting (RWH)</b>	<b>Level of the Ground water table:</b>	5 to 8 m
	<b>Size and no of RWH tank(s) and Quantity:</b>	700 KL raw water tank
	<b>Location of the RWH tank(s):</b>	Behind MCC room
	<b>Quantity of recharge pits:</b>	Nil
	<b>Size of recharge pits :</b>	Not applicable as collected water will be reused
	<b>Budgetary allocation (Capital cost) :</b>	System already available
	<b>Budgetary allocation (O &amp; M cost) :</b>	25000 Rs/Annum
	<b>Details of UGT tanks if any :</b>	700 Kl Raw water + Fire Hydrant tank.

<b>35.Storm water drainage</b>	<b>Natural water drainage pattern:</b>	Provided as per natural slopes
	<b>Quantity of storm water:</b>	265.07 l/s
	<b>Size of SWD:</b>	0.5m *0.5m* 0.5m

<b>Sewage and Waste water</b>	<b>Sewage generation in KLD:</b>	9
	<b>STP technology:</b>	STP
	<b>Capacity of STP (CMD):</b>	1 no. having capacity 15 CMD
	<b>Location &amp; area of the STP:</b>	Near Tank farm
	<b>Budgetary allocation (Capital cost):</b>	Rs. 20,00,000/-
	<b>Budgetary allocation (O &amp; M cost):</b>	Rs. 50,000/-


### 36.Solid waste Management

<b>Waste generation in the Pre Construction and Construction phase:</b>	<b>Waste generation:</b>	Negligible due to minor construction at site ( floor rise)
	<b>Disposal of the construction waste debris:</b>	Within premises in low lying area

  
**Abhay Pimparkar (Secretary SEAC-I)**

**SEAC Meeting No: 174th - Day-1 Meeting Date: January 2, 2020**


**Page 37 of 64**

**Signature:**   
**Name: Dr. Umakant Dangat (Chairman SEAC-I)**

<b>Waste generation in the operation Phase:</b>	<b>Dry waste:</b>	Residue including filters 10.7 MT/A, Discarded containers/barrels: 3000Nos/Annum Liners used for HW/Chemicals: 6450 Nos/Annum Spent Resin: 1 MT/A Glass Wool: 1 MT/A E-Waste: 0.3 MT/A Battery Waste: 0.4 MT/A
	<b>Wet waste:</b>	Spent Oil: 642 L/Annum, Waste residue containing oil: 0.005 MT/A, Waste/residue (Adhesive): 962.4 MT/A ETP Sludge: 305 MT/A Evaporator Salts: 10 MT/A Spent carbon: 2.85 MT/A
	<b>Hazardous waste:</b>	Spent Oil: 642 L/Annum, Waste residue containing oil: 0.005 MT/A, Waste/residue (Adhesive) 962.4 MT/A Residue including filters: 10.7 MT/A, Discarded containers/barrels: 3000Nos/Annum Liners used for HW/Chemicals: 6450 Nos/Annum, ETP Sludge: 305 MT/Annum Evaporator Salts: 10 MT/A Spent carbon: 2.85 MT/A Spent Resin: 1 MT/A Glass Wool: 1 MT/A
	<b>Biomedical waste (If applicable):</b>	Nil
	<b>STP Sludge (Dry sludge):</b>	33.6 MT/A
	<b>Others if any:</b>	E-Waste: 0.3 MT/A Battery Waste: 0.4 MT/A
	<b>Mode of Disposal of waste:</b>	<b>Dry waste:</b>
<b>Wet waste:</b>		Sale to authorized recycler/ CHWTSDF/Co-processor
<b>Hazardous waste:</b>		Sale to authorized recycler/ CHWTSDF/Co-processor
<b>Biomedical waste (If applicable):</b>		Not Applicable
<b>STP Sludge (Dry sludge):</b>		Gardening
<b>Others if any:</b>		Sale to authorized dismantlers/Recyclers
<b>Area requirement:</b>	<b>Location(s):</b>	Near ETP
	<b>Area for the storage of waste &amp; other material:</b>	Existing -150 M2. Additional not required
	<b>Area for machinery:</b>	Not applicable
<b>Budgetary allocation (Capital cost and O&amp;M cost):</b>	<b>Capital cost:</b>	Included in existing capital cost
	<b>O &amp; M cost:</b>	50 Lacs/ Annum


### 37. Effluent Characteristics

Serial Number	Parameters	Unit	Inlet Effluent Characteristics	Outlet Effluent Characteristics	Effluent discharge standards (MPCB)
1	pH	--	8.0-9.0	6.5-7.5	5.5-9
2	Total Suspended Solids (TSS)	mg/L	2000-3000	80-90	<100
3	COD	mg/L	9000-9500	200-230	<250
4	BOD 3 days @ 27oc	mg/L	4000-4500	80-90	<100
5	Total Dissolved Solids (TDS)	mg/L	2500-3000	900-1300	<2100
Amount of effluent generation (CMD):		68.0			
Capacity of the ETP:		80 CMD			
Amount of treated effluent recycled :		31.5 CMD is recycled= 9 CMD (treated sewage used for gardening)+15 CMD (RO Permeate)+7.5 CMD (Evaporator live stream Condensate)			
Amount of water send to the CETP:		48.0 CMD			
Membership of CETP (if require):		Yes			

  
**Abhay Pimparkar (Secretary SEAC-I)**

**SEAC Meeting No: 174th - Day-1 Meeting Date: January 2, 2020**

**Page 38 of 64**

Signature:   
 Name: Dr. Umakant Dangat  
**Dr. Umakant Dangat (Chairman SEAC-I)**


Note on ETP technology to be used	Existing effluent treatment plant consisting primary, secondary and tertiary treatment is adequate to treat total 68.0 CMD effluent. Out of total treated effluent, 48.0 CMD effluent will be send to CETP and 20 CMD will be treated in RO and evaporator. Permeate from RO will be reused for the cooling tower. RO Reject will be treated in Evaporator, salts from Evaporator will be send to CHWTSDF.
Disposal of the ETP sludge	CHWTSDF/Co-processor

### 38.Hazardous Waste Details

Serial Number	Description	Cat	UOM	Existing	Proposed	Total	Method of Disposal
1	Spent oil	5.1	Lit/ A	400	242	642	Sale to authorized recycler/ CHWTSDF
2	Waste residue containing oil	5.2	MT/A	0.003	0.002	0.005	Sale to authorized recycler/ CHWTSDF
3	Waste/residue (Adhesive) & residue including filters	23.1	MT/A	600	362.4	962.4	CHWTSDF/ Co-processor
4	Residue including filters	23.1	MT/A	6.7	4.0	10.7	CHWTSDF/ Co-processor
5	Discarded containers/barrels	33.3	Nos./A	1855	1145	3000	Sale to authorized recycler
6	Liners used for HW/Chemicals	33.3	Nos./A	4017	2433	6450	Sale to authorized recycler
7	ETP Sludge	35.3	MT/A	38.6	266.4	305	CHWTSDF/ Co-processor
8	Evaporator salts	35.3	MT/A	--	10	10	CHWTSDF
9	Spent Carbon from ETP& STP	35.3	MT/A	--	2.85	2.85	CHWTSDF
10	Spent Resin	35.2	MT/A	-	1.0	1.0	CHWTSDF
11	Glass wool	Not Specified	MT/A	--	1.0	1.0	CHWTSDF
12	Other Wastes	-	-	-	-	-	-
13	E-Waste	Not Specified	MT/A	--	0.3	0.3	Sale to authorized dismantlers / Recyclers
14	Battery Waste	Not Specified	MT/A	-	0.4	0.4	Returned to battery manufacturer through authorized dealer on buy back procurement
15	Non Hazardous Waste	-	-	-	-	-	-
16	Waste paper, pallet, sweeping material, etc.	Not Specified	MT/A	60	--	60	Sale
17	STP Sludge	Not Specified	MT/A	--	33.6	33.6	Reuse for gardening


### 39.Stacks emission Details

Serial Number	Section & units	Fuel Used with Quantity	Stack No.	Height from ground level (m)	Internal diameter (m)	Temp. of Exhaust Gases
1	Steam will be taken from sister concern (Pidilite A-21) on the adjacent plot.	-	-	-	-	-

  
**Abhay Pimparkar (Secretary SEAC-I)**

**SEAC Meeting No: 174th - Day-1 Meeting Date: January 2, 2020**

**Page 39 of 64**

  
**Dr. Umakant Dangat (Chairman SEAC-I)**

### 40.Details of Fuel to be used

Serial Number	Type of Fuel	Existing	Proposed	Total
1	Not applicable	Not applicable	Not applicable	Not applicable
41.Source of Fuel		Not applicable		
42.Mode of Transportation of fuel to site		Not applicable		

<b>43.Green Belt Development</b>	<b>Total RG area :</b>	5650.83 Sq.m. on inside the periphery of the plot- (19.67% of total plot area of plot No. A-22/1 & A-21/2) and 7844.2 Sq.m. on the plots (plot no. 33/4, Pardi. No./7, Pardi No./8, Pardi No./10) contiguous to the factory premises. These plots (plot no. 33/4, Pardi. No./7, Pardi No./8, Pardi No./10) are owned by Pidilite Industries Limited only. Total green belt will be 13494.03 Sq.m (46.9% of total plot area of A-22/1 & A-21/2 i.e 28744 Sq.m)
	<b>No of trees to be cut :</b>	Nil
	<b>Number of trees to be planted :</b>	Existing Planted: 934; Proposed to be planted: 1120; Total trees: 2054
	<b>List of proposed native trees :</b>	Pimpal, Bahava , Neem, Banyan etc.
	<b>Timeline for completion of plantation :</b>	Within 12 Months after getting EC



### 44.Number and list of trees species to be planted in the ground

Serial Number	Name of the plant	Common Name	Quantity	Characteristics & ecological importance
1	Terminalia arjuna	Arjun	75	Pollution resistant and Local variety
2	Bauhinia purpurea	Kanchan	75	Pollution resistant and Local variety
3	Ficus religiosa	Pipal	25	Pollution resistant and Local variety
4	Ficus benghalensis	Banayan	25	Pollution resistant and Local variety
5	Azardirachta indica	Neem	100	Pollution resistant and Local variety
6	Neolamarckia cadamba	Kadamb	75	Pollution resistant and Local variety
7	Ficus elastica	Indian Rubber	75	Pollution resistant and Local variety
8	Cassia fistula	Bahava	75	Pollution resistant and Local variety
9	Lagerstroemia speciosa	Taman	75	Pollution resistant and Local variety
10	Tectona grandis	Teak	520	Pollution resistant and Local variety

### 45.Total quantity of plants on ground

### 46.Number and list of shrubs and bushes species to be planted in the podium RG:

Serial Number	Name	C/C Distance	Area m2
1	Not applicable	Not applicable	Not applicable

 <b>Abhay Pimparkar (Secretary SEAC-I)</b>	<b>SEAC Meeting No: 174th - Day-1 Meeting Date: January 2, 2020</b>	<b>Page 40 of 64</b>	 <b>Dr. Umakant Dangat (Chairman SEAC-I)</b>
--	---	----------------------	--

## 47. Energy

<b>Power requirement:</b>	<b>Source of power supply :</b>	MSEDCL
	<b>During Construction Phase: (Demand Load)</b>	Nil
	<b>DG set as Power back-up during construction phase</b>	Yes. will be taken from sister concern Pidilite A-21.
	<b>During Operation phase (Connected load):</b>	Existing will be utilized. Existing connected load is 1750 KW
	<b>During Operation phase (Demand load):</b>	Demand load will not be increased. However, additional connected load will be 250 KW
	<b>Transformer:</b>	Power supply from sister concern Pidilite A-21.
	<b>DG set as Power back-up during operation phase:</b>	Yes. will be taken from sister concern Pidilite A-21.
	<b>Fuel used:</b>	Not Applicable
	<b>Details of high tension line passing through the plot if any:</b>	Not Applicable

### 48. Energy saving by non-conventional method:

Solar 79 KW plant is installed and is in operation.

### 49. Detail calculations & % of saving:

Serial Number	Energy Conservation Measures	Saving %
1	Use of Solar Power	4.5%

### 50. Details of pollution control Systems


Source	Existing pollution control system	Proposed to be installed
Air	Scrubber to Reactor	Additional Scrubbers
Water	ETP, Membrane Bio Reactor, RO and evaporator	Modification of existing ETP
Noise	No noise creating equipment	No noise creating equipment
Solid Waste	Disposing to authorized site	Disposing to authorized site

<b>Budgetary allocation (Capital cost and O&amp;M cost):</b>	<b>Capital cost:</b>	67 Lac
	<b>O &amp; M cost:</b>	245.66 Lac/year

## 51. Environmental Management plan Budgetary Allocation

### a) Construction phase (with Break-up):

Serial Number	Attributes	Parameter	Total Cost per annum (Rs. In Lacs)
1	Noise	Maintenance of Construction equipment	1.0
2	Water	Domestic Sewage	1.0
3	Air	Dust	0.5

  
**Abhay Pimparkar (Secretary SEAC-I)**

**SEAC Meeting No: 174th - Day-1 Meeting Date: January 2, 2020**


**Page 41 of 64**

**Signature:**   
**Name: Dr. Umakant Dangat (Chairman SEAC-I)**

4	Solid Waste	Management of construction material	0.5	
<b>b) Operation Phase (with Break-up):</b>				
Serial Number	Component	Description	Capital cost Rs. In Lacs	Operational and Maintenance cost (Rs. in Lacs/yr)
1	Air pollution control	Provision of Scrubbers	5	0.36
2	Water pollution control	ETP Modernization	57.5	43.2
3	Noise pollution Control	Acoustic enclosure and regular maintenance	0	0.15
4	Occupational Health	Medical checkup, Health insurance policy, Medical staff charges, First aid facilities, consumables, In-house first aid room, Other infrastructure and Equipment	0	0.3
5	Environmental Monitoring Budget including carbon and water footprint	Environmental Monitoring	0	2.45
6	Green belt	Plantation & Maintenance of Green belt	4.5	7.2
7	Hazardous waste Storage & disposal	Transportation and disposal	0	192
8	Total	-	67	245.66


### 51.Storage of chemicals (inflammable/explosive/hazardous/toxic substances)

Description	Status	Location	Storage Capacity in MT	Maximum Quantity of Storage at any point of time in MT	Consumption / Month in MT	Source of Supply	Means of transportation
Styrene	Liquid	Tank farm	46.7 × 2	93.4	16	Local	By Road
Dibutyl Maleate	Liquid	Tank farm	15.7×2	31.4	2.4	Local	By Road
Dibutyl Pthalete	Liquid	Tank farm	15.7	15.7	0.8	Local	By Road
Diocyl Maleate	Liquid	Tank farm	15.7	15.7	1.4	Local	By Road
Vinyl Acetate Monomer	Liquid	Tank farm	193	193	22.2	Local	By Road
Methyl Methacrylate	Liquid	Tank farm	15	15	5.5	Local	By Road
Butyl acrylate	Liquid	Tank farm	200	200	24	Local	By Road
-Ethyl Hexyl acrylate	Liquid	Tank farm	15	15	1	Local	By Road
Ethyl acrylate	Liquid	Tank farm	87	10	8	Local	By Road
Poly Vinyl Alcohol	Solid	Bags/Warehouse	35	35	4.8	Local	By Road
Liquor Ammonia	Liquid	Tank farm	15	15	1.5	Local	By Road
Acrylonitrile	Liquid	Tank farm	9	9	1.6	Local	By Road

  
**Abhay Pimparkar (Secretary SEAC-I)**

**SEAC Meeting No: 174th - Day-1 Meeting Date:  
 January 2, 2020**

**Page 42  
 of 64**

**Signature:**   
**Name: Dr. Umakant Dangat  
 (Chairman SEAC-I)**


Acrylic acid	Liquid	Tank farm	16	16	3.2	Local	By Road
Methacrylic acid	Liquid	Tank farm	25	25	2	Local	By Road
Caustic Soda Lye	Liquid	Tank farm	20	20	1.4	Local	By Road

### 52.Any Other Information

No Information Available


### 53.Traffic Management

	<b>Nos. of the junction to the main road &amp; design of confluence:</b>	Not Applicable
<b>Parking details:</b>	<b>Number and area of basement:</b>	Not Applicable
	<b>Number and area of podia:</b>	Not Applicable
	<b>Total Parking area:</b>	2908.73 Sq.m
	<b>Area per car:</b>	Not Applicable
	<b>Area per car:</b>	Not Applicable
	<b>Number of 2-Wheelers as approved by competent authority:</b>	Not Applicable
	<b>Number of 4-Wheelers as approved by competent authority:</b>	Not Applicable
	<b>Public Transport:</b>	Not Applicable
	<b>Width of all Internal roads (m):</b>	6 m
	<b>CRZ/ RRZ clearance obtain, if any:</b>	Not Applicable
	<b>Distance from Protected Areas / Critically Polluted areas / Eco-sensitive areas/ inter-State boundaries</b>	No such area within 5Km of radius from project site
	<b>Category as per schedule of EIA Notification sheet</b>	5 (f)
	<b>Court cases pending if any</b>	No
	<b>Other Relevant Informations</b>	Currently steam is taken from sister concern company located adjacent to the unit. Existing steam requirement is 8 TPD and proposed additional requirement will be 5 TPD. hence, total steam requirement after expansion will be 13 TPD. The existing heating units of of sister concern unit (Pidilite 21) is sufficient to meet additional steam requirement for proposed expansion. DG sets will also used in case of emergency from same sister concern unit.
	<b>Have you previously submitted Application online on MOEF Website.</b>	Yes


  
Abhay Pimparkar (Secretary  
SEAC-I)

**SEAC Meeting No: 174th - Day-1 Meeting Date:  
January 2, 2020**

**Page 43  
of 64**

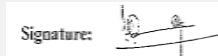
Signature:   
Name: Dr. Umakant Dangat  
**Dr. Umakant Dangat  
(Chairman SEAC-I)**

	<b>Date of online submission</b>	10-08-2017
<b>TOR Suggested Changes</b>		
<b>Consolidated Statement Point Number</b>	<b>Original Remarks</b>	<b>Submitted Changes</b>
18. Proposed Built-up Area (FSI & No-FSI)	FSI area (sq. m.): 26572.88 Non FSI area (sq. m.): Not applicable Total BUA area (sq. m.):14487.98	FSI Area (Sq. m): 28744 Non FSI Area (Sq. m): Not applicable Total BUA Area (Sq. m): 14660.22
19. Total Ground Coverage (M2)	Not Applicable	7211.115
20. Ground-coverage percentage (%) (Note: Percentage of plot not open to sky)	Not Applicable	25.08
35. Storm water drainage	i) Natural water drainage pattern: Provided by MIDC ii) Quantity of storm water: Not Applicable iii) Size of SWD: Not Applicable	i) Natural water drainage pattern: Provided as per natural slope ii) Quantity of storm water: 169.62 lit/s iii) Size of SWD: 0.5 m x 0.6 m
36. Sewage and waste water	ii) Capacity of STP (CMD): 1 no. 15 CMD	ii) Capacity of STP (CMD): 1 no. 20 CMD
37. Solid waste Management b. Waste generation in the operation Phase	Dry Waste: Not Applicable	Dry Waste: Waste paper, pallet, sweeping material, etc.: 60 MT/A
37. Solid waste Management b. Waste generation in the operation Phase	Wet Waste: Not Applicable	Wet Waste: 1. Spent Oil: 642 lit/A 2. Waste residue containing oil: 0.005 MT/A 3. Waste residue (adhesive): 962.4 MT/A 4. Residue including filters: 10.7 MT/A 5. Discarded containers/barrels: 3000 nos./A 6. Liners used for HW/chemicals: 6450 Nos./A 7. ETP sludge: 305 MT/A 8. MEE Salts: 10 MT/A, 9. Spent carbon from ETP & STP: 2.85 MT/A, 10. Spent resin: 1.0 MT/A, 11. Glass wool: 1.0 MT/A.
37. Solid waste Management b. Waste generation in the operation Phase	Hazardous waste: 1. Spent oil: 642 L/Annum, 2. Waste residue containing oil: 5kg/Annum, 3. Waste/residue (Adhesive) & residue including filters: 80.2 MT/month & 10.7 T/Annum, 4. Discarded containers/barrels liners used for HW/Chemicals: 3000 nos./A & 6450 nos./A	Hazardous waste: 1. Spent oil: 642 lit/A, 2. Waste residue containing oil: 0.005 MT/A, 3. Waste/residue (Adhesive): 962.4 MT/A, 4. Residue including filters: 10.7 MT/A, 5. Discarded containers/barrels: 3000 nos./A, 6. Liners used for HW/Chemicals: 6450 nos./A, 7. ETP sludge: 305 MT/A 8. MEE Salts: 10 MT/A, 9. Spent carbon from ETP & STP: 2.85 MT/A, 10. Spent resin: 1.0 MT/A, 11. Glass wool: 1.0 MT/A.
37. Solid waste Management b. Waste generation in the operation Phase	Biomedical waste (if any): 3 kg/annum	Biomedical waste (if any): Nil
37. Solid waste Management b. Waste generation in the operation Phase	STP Sludge (dry sludge): wet sludge is used as manure within premises	STP Sludge (wet sludge): STP Sludge: 33.6 MT/A
37. Solid waste Management b. Waste generation in the operation Phase	Others if any: Nil	Others if any: 1. E-waste: 0.3 MT/A 2. Battery waste: 0.4 MT/A
37. Solid waste Management c. Mode of disposal of waste	Dry Waste: Not applicable	Dry Waste: sale to authorized recycler


  
**Abhay Pimparkar (Secretary SEAC-I)**

**SEAC Meeting No: 174th - Day-1 Meeting Date: January 2, 2020**

**Page 44 of 64**


  
**Dr. Umakant Dangat (Chairman SEAC-I)**

37. Solid waste Management c. Mode of disposal of waste	Wet Waste: Not applicable	Wet Waste: CHWTSDF/ sale to authorized recycler
37. Solid waste Management c. Mode of disposal of waste	Hazardous Waste: CHWTSDF/ co-processing	Hazardous Waste: CHWTSDF/ sale to authorized recycler
37. Solid waste Management c. Mode of disposal of waste	Biomedical waste (if applicable): Authorized site	Biomedical waste (if applicable): Not Applicable
37. Solid waste Management c. Mode of disposal of waste	Others if any: Nil	Others if any: Sale to authorized dismantlers/recyclers/return to battery manufacturer through authorized dealer on buy back procurement.
38. Effluent Characteristics	Inlet Effluent Characteristics: Parameters (pH: 8.0-9.0, TSS: 1200-1300 mg/lit, COD: 8000-10000 mg/lit, BOD 3 days @ 27°C: 3500-4800 mg/lit, TDS: 3000-3500 mg/lit, oil & grease: 4-5 mg/lit), Outlet Effluent Characteristics: Parameters (pH: 6.5-7.5, TSS: <100 mg/lit, COD: <250 mg/lit, BOD 3 days @ 27°C: <100 mg/lit, TDS: <2100 mg/lit, oil & grease: <10 mg/lit), Effluent discharge standards (MPCB): Parameters (pH: 5.5-9.0, TSS: 100 mg/lit, COD 250 mg/lit, BOD: 100 mg/lit, TDS: 2100 mg/lit, oil & grease: 10 mg/lit)	A) ETP Parameters: Inlet to primary-Parameters (Flow: 68 CMD, pH: 8-9, COD 9000-9500 mg/lit, BOD: 4000-4500 mg/lit, TDS: 2500-3000mg/lit, TSS 2000-3000 mg/lit), Outlet from MBR- Parameters (Flow: 68 CMD, pH: 7.0-8.0, COD <250 mg/lit, BOD <100 mg/lit, TDS: 900-1300 mg/lit, TSS 70-110 mg/lit), Outlet From ACF- Parameters (Flow: 68 CMD, pH: 7.0-8.0, COD <250 mg/lit, BOD <100 mg/lit, TDS: 900-1300 mg/lit, TSS 70-110 mg/lit) B) Reverse Osmosis parameters: Inlet to RO- Parameters (Flow: 20 CMD, COD 160-200 mg/lit, TDS: 900-1300 mg/lit) RO Permeate-Parameters (Flow: 15 CMD, COD <100 mg/lit, TDS: <100 mg/lit) RO Reject- Parameters (Flow: 5 CMD, COD 350-500 mg/lit, TDS: 4000-5000 mg/lit)
38. Effluent Characteristics		A) Multi Effect Evaporator Parameters Reject from RO- Parameters (Flow: 5 CMD, COD 350-500 mg/lit, TDS: 4000-5000 mg/lit) MEE Condensate- Parameters (Flow: 7.5 CMD, COD <100 mg/lit, TDS: <100 mg/lit) B) Sewage Treatment Plant parameters Sewage Inlet parameters (Flow: 9 CMD, pH: 7-8, COD: 600 mg/lit, BOD: 300 mg/lit, TSS: 100 mg/lit, TDS: 500 mg/lit) STP treated water parameters (Flow: 9 CMD, pH: 7-8, COD: 100 mg/lit, BOD: 30 mg/lit, TSS: <100 mg/lit, TDS: 500 mg/lit)
39. Hazardous Waste Details	3. Waste/residue (Adhesive) & residue including filters: existing 600 MT/A & 6.7 MT/A, proposed 362.4 MT/A & 4.0 MT/A, total 962.4 MT/A & 10.7 MT/A	3. Waste/residue (Adhesive): existing 600 MT/A, proposed 362.4 MT/A, total 962.4 MT/A
39. Hazardous Waste Details	--	4. Residue including filters: existing 6.7 MT/A, proposed 4.0 MT/A, total 10.7 MT/A
39. Hazardous Waste Details	4. Discarded containers/barrels & liners used for HW/Chemicals: existing 1855 Nos./A & 4017 Nos./A, proposed 1125 Nos./A & 2433 nos./A, total 3000 nos./A & 6450 nos./A	5. Discarded containers/barrels: existing 1855 Nos./A, proposed 1145 Nos./A, total 3000 nos./A.
39. Hazardous Waste Details	---	6. liners used for HW/Chemicals: existing 4017 Nos./A, proposed 2433 nos./A, total 6450 nos./A.
39. Hazardous Waste Details	5. ETP Sludge and salts from evaporator: existing 38.6 MT/A, proposed 24.0 MT/A, total 62.6 MT/A	7. ETP Sludge: existing 38.6 MT/A, proposed 266.4 MT/A, total 305.0 MT/A
39. Hazardous Waste Details	--	8. MEE Salts: existing -- MT/A, proposed 10 MT/A, total 10 MT/A

  
**Abhay Pimparkar (Secretary SEAC-I)**

**SEAC Meeting No: 174th - Day-1 Meeting Date: January 2, 2020**


**Page 45 of 64**

  
**Dr. Umakant Dangat (Chairman SEAC-I)**

39. Hazardous Waste Details	6. Spent carbon from ETP: Cat- 28.3; proposed 8.0 MT/A, total 8.0 MT/A	9. Spent carbon from ETP & STP: Cat- 35.3; proposed 2.85 MT/A, total 2.85 MT/A
39. Hazardous Waste Details	--	10. Spent resin: Cat- 35.2; proposed 1.0 MT/A, total 1.0 MT/A; Method of disposal- CHWTSDF
39. Hazardous Waste Details	--	11. Glass Wool: proposed 1.0 MT/A, total 1.0 MT/A; Method of disposal- CHWTSDF
39. Hazardous Waste Details	8. Waste paper, pallet, sweeping material, etc.: existing 5.0 MT/M, proposed 0, total 5.0 MT/M.	1. Waste paper, Sweeping material, Etc. Existing 60 MT/A, Proposed 0 MT/A, Total 60 MT/A
39. Hazardous Waste Details	-----	2. STP Sludge: existing 0 MT/A, proposed 33.6 MT/A, total 33.6 MT/A. method of Disposal- reuse for gardening.
44. Green Belt Development	i) Total RG Area: 585.0 Sq.m	i) Total RG Area: 5146.4 Sq.m
52. Environmental Management plan Budgetary Allocation b. Operation Phase (with Break-up)	5. Component- Hazardous waste storage & disposal, Description- transportation & disposal, Capital cost Rs. in Lacs 0, Operational & maintenance cost (Rs. in lacs/yr)- 37	5. Component- Hazardous waste storage & disposal, Description- transportation & disposal, Capital cost Rs. in Lacs 0, Operational & maintenance cost (Rs. in lacs/yr)- 192
52. Environmental Management plan Budgetary Allocation b. Operation Phase (with Break-up)	----	6. Component- Occupational Health, Description- medical checkup, health insurance, medical staff charges, first aid facilities consumables, in-house first aid room, other infrastructure & equipment, Capital cost Rs. in Lacs- 0, operational & maintenance cost (Rs. in lacs/yr)- 0.3
52. Environmental Management plan Budgetary Allocation b. Operation Phase (with Break-up)	-----	7. Component- Environmental Monitoring & Management, Description- Environmental Monitoring, Capital cost Rs. In Lacs-0, Operational and Maintenance cost (Rs. In Lacs/yr)- 2.45
54. Traffic Management	Total Parking area: 3200 Sq.m	Parking area: 3498.46 Sq.m


## SEAC DISCUSSION ON ENVIRONMENTAL ASPECTS

<b>Environmental Impacts of the project</b>	PP submitted EIA report to the committee. Various aspects of the Environment are discussed in the report. PP has conducted base line data collection for Air, Water, Soil & Noise parameters as per EIA Notification, 2006 amended from time to time. As per data submitted by the PP in the EIA report environmental parameters are found within the prescribed limits at site.
<b>Water Budget</b>	PP submitted water budget calculations in the EIA report and also indicated water requirement at Sr. No 33 of the Consolidated Statement.
<b>Waste Water Treatment</b>	PP proposes full fledged Effluent Treatment Plant of capacity 80 KLD. Total effluent generation is 68 KLD of which 31.5 KLD treated effluent will be recycled in the process and balance will be discharged to the CETP>
<b>Drainage pattern of the project</b>	PP considered contour levels during design of storm water drains.
<b>Ground water parameters</b>	As per data submitted by PP ground water parameters are within the prescribed limits.
<b>Solid Waste Management</b>	PP committed to dispose the hazardous waste at Common Hazardous Waste Treatment, Storage, and Disposal Facility and sale to Authorized vendors. Details are given at Sr. No. 38 of the Consolidated Statement.
<b>Air Quality &amp; Noise Level issues</b>	PP proposes to obtain steam from their system unit located next to the existing project. As per data submitted by PP Air Quality and Noise parameters are within the prescribed limits at project site.
<b>Energy Management</b>	No additional demand load required. Additional connected load will be 250 KW.

  
**Abhay Pimparkar (Secretary SEAC-I)**

**SEAC Meeting No: 174th - Day-1 Meeting Date:  
 January 2, 2020**

**Page 46  
 of 64**

**Signature:**   
**Name: Dr. Umakant Dangat**  
**Dr. Umakant Dangat (Chairman SEAC-I)**

<b>Traffic circulation system and risk assessment</b>	PP proposes internal roads with minimum six meter width and nine meters of turning radius for smooth circulation of traffic.
<b>Landscape Plan</b>	PP proposes to develop 20% green belt within the plot area against 33% mandatory green belt. The rest of 13% green belt is proposed out side the plot area on self owned land of the PP to comply with mandatory 33% green belt.
<b>Disaster management system and risk assessment</b>	PP carried out HAZOP and Risk Assessment and submitted DMP.
<b>Socioeconomic impact assessment</b>	PP has carried out socio economic impact study and included in the EIA report.
<b>Environmental Management Plan</b>	PP proposes Rs. 3.00 Lakhs during construction phase and Rs. 67.00 Lakhs as capital cost and Rs. 245.66 Lakhs as recurring EMP cost for the maintenance of environmental parameters during operation phase.
<b>Any other issues related to environmental sustainability</b>	Not Applicable
<b>Brief information of the project by SEAC</b>	

SEAC-AGENDA-0000000376

PP submitted their application for the grant of TOR under category 5(f)B1 as per EIA Notification, 2006 for expansion of their activities. PP presented draft TOR based on standard TOR issued by MoEF & CC published in April, 2015 in 143rd meeting of SEAC-1 held on 12.10.2017 wherein the ToR was granted to the PP for the preparation of EIA/EMP report along with following additional ToR Points.

As the industry is located in the notified industrial area/estate (MIDC), Public Hearing is exempted under the provisions as per para 7 III Stage (3) (b) of the EIA Notification, 2006



1. PP to submit certified copy of compliance of earlier EC No. SEAC-2012/CR-20/TC-2 dated 31.12.2015 from Regional Office of MoEF&CC, Nagpur as per OM issued by MoEF&CC on 07/09/2017
2. PP to submit lay out plan showing entry/exit gates, internal road width of six meters, turning radius of nine meters, location of pollution control equipment, parking areas, 33% green belt, rain water harvesting etc
3. PP to submit structural stability certificate of existing buildings.
4. PP has obtained earlier Environment Clearance for plot No. A-22, now PP applied for expansion on plot No. A-22/2 and A-21/2. PP to submit clarification on the EC issue and status of amalgamation of both the plots.
5. PP to submit storm water drain design and impact of proposed activity on existing nallah passing through the plot.
6. PP to submit detailed ETP design along with drawings.
7. PP to include detailed material balance charts for each product showing consumption of raw material, sources of pollution and mitigation measures to control the pollution and justified use of resources along with quantities in the EIA report.
8. PP to carry out HAZOP and QRA and submit report along with copy of disaster management plan.
9. PP to submit hazardous chemical handling protocol
10. PP to submit plan for water conservation/harvesting.

PP submitted EIA/EMP report on 01.12.2018. The proposal was considered in the 161st meeting of SEAC-1 wherein PP remained absent.

The proposal was again considered in the 168th B meeting of SEAC-1 where the proposal was deferred till submission of compliance of following points,

1. PP to submit revised green belt layout plan showing width of the green belts and its calculations.
2. PP proposes to obtain steam from their neighboring sister concern unit on plot No. A-21. PP to submit copy of consent obtained from MPCB allowing use of steam from sister concern unit located on Plot No. A-21
3. PP to make changes in the Sr. No. 31 of the consolidated statement by providing capping to the individual products.
4. PP to present observations and outcome of the socio - economic survey study.
5. PP to submit revised structural stability certificate of the existing buildings to accommodate proposed expansion.
6. PP to prepare and submit CER plan in consultation with the District Authority as per OM issued by MoEF&CC dated 01.05.2018.

Now PP submitted the compliance of above points.

 <b>Abhay Pimparkar (Secretary SEAC-I)</b>	<b>SEAC Meeting No: 174th - Day-1 Meeting Date: January 2, 2020</b>	<b>Page 48 of 64</b>	 Name: Dr. Umakant Dangat <b>Dr. Umakant Dangat (Chairman SEAC-I)</b>
--	---	----------------------	--

## DECISION OF SEAC

After detailed deliberations with the PP and their accredited consultant, SEAC-1 decided to recommend the proposal for the prior Environmental Clearance to the SEIAA subject to the following conditions.

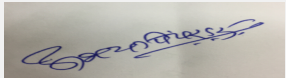
### Specific Conditions by SEAC:

- 1) PP proposes to develop 20% green belt within the plot area against 33% mandatory green belt. The rest of 13% green belt is proposed outside the plot area on self-owned land of the PP to comply with mandatory 33% green belt.
- 2) PP to implement CER plan in the villages as approved by the District Authority.
- 3) PP to monitor carbon and water footprint on yearly basis by incorporating it in the targets of management system.
- 4) PP to provide new and renewable energy source for the illumination of office buildings, street lights and parking areas.

## FINAL RECOMMENDATION

SEAC-I have decided to recommend the proposal to SEIAA for Prior Environmental clearance subject to above conditions

SEAC-AGENDA-00000000376

  
Abhay Pimparkar (Secretary  
SEAC-I)

SEAC Meeting No: 174th - Day-1 Meeting Date:  
January 2, 2020

Page 49  
of 64

Signature:   
Name: Dr. Umakant Dangat  
Dr. Umakant Dangat  
(Chairman SEAC-I)

## 174th Meeting of State Level Expert Appraisal Committee (SEAC-1)

**SEAC Meeting number: 174th - Day-1 Meeting Date January 2, 2020**

**Subject:** Environment Clearance for Production Capacity Enhancement of Perfumery Chemicals & Fine Chemicals Manufacturing Unit of Harmony Organics Pvt. Ltd. at Plot No. D-5, MIDC Kurkumbh.

**Is a Violation Case:** No

1.Name of Project	Harmony Organics Pvt. Ltd.
2.Type of institution	Private
3.Name of Project Proponent	Mr. Ravi Nangia
4.Name of Consultant	Sadekar Enviro Engineers Pvt. Ltd.
5.Type of project	Expansion of Perfumery Chemicals & Fine Chemicals manufacturing unit under Schedule 5 (f) of EIA Notification 2006, Category B -1.
6.New project/expansion in existing project/modernization/diversification in existing project	Expansion in Existing Unit
7.If expansion/diversification, whether environmental clearance has been obtained for existing project	No
8.Location of the project	Plot No. D-5, Kurkumbh MIDC
9.Taluka	Daund
10.Village	Kurkumbh
Correspondence Name:	Mr. Ravi Nangia
Room Number:	126
Floor:	--
Building Name:	Fortune Estates
Road/Street Name:	Indraprashta Society near Aakshwani
Locality:	Hadapsar
City:	Pune-411028
11.Whether in Corporation / Municipal / other area	Kurkumbh MIDC
12.IOD/IOA/Concession/Plan Approval Number	-- <b>IOD/IOA/Concession/Plan Approval Number:</b> No. DE/KUR/PLAN/ D - 28975 /' Of 2019 <b>Approved Built-up Area:</b> 6816.45
13.Note on the initiated work (If applicable)	Currently manufacturing unit is present on plot
14.LOI / NOC / IOD from MHADA/ Other approvals (If applicable)	NA
15.Total Plot Area (sq. m.)	24,200 m2
16.Deductions	--
17.Net Plot area	--
18 (a).Proposed Built-up Area (FSI & Non-FSI)	a) FSI area (sq. m.): --
	b) Non FSI area (sq. m.): --
	c) Total BUA area (sq. m.): 6816.45
18 (b).Approved Built up area as per DCR	Approved FSI area (sq. m.): --
	Approved Non FSI area (sq. m.): --
	Date of Approval: 17-01-2019
19.Total ground coverage (m2)	--
20.Ground-coverage Percentage (%) (Note: Percentage of plot not open to sky)	--
21.Estimated cost of the project	490000000


## 22.Number of buildings & its configuration



**Abhay Pimparkar (Secretary SEAC-I)**

**SEAC Meeting No: 174th - Day-1 Meeting Date: January 2, 2020**

**Page 50 of 64**




**Dr. Umakant Dangat (Chairman SEAC-I)**

Serial number	Building Name & number	Number of floors	Height of the building (Mtrs)
1	Plant No. 1 (Existing)	1	11.5
2	Plant No. 2 (Existing)	2	14
3	Plant No. 3 (New)	2	12.5
4	Plant No. 4 (New)	2	12.5
5	Plant No. 5 (New)	2	12.5
6	Plant No. 6 (New)	1	31.5

23. Number of tenants and shops	NA
24. Number of expected residents / users	NA
25. Tenant density per hectare	NA
26. Height of the building(s)	
27. Right of way (Width of the road from the nearest fire station to the proposed building(s))	35 m
28. Turning radius for easy access of fire tender movement from all around the building excluding the width for the plantation	9 m
29. Existing structure (s) if any	Full-fledged manufacturing unit for Perfumery Chemicals & Fine Chemicals is present on project plot
30. Details of the demolition with disposal (If applicable)	NA

### 31. Production Details

Serial Number	Product	Existing (MT/M)	Proposed (MT/M)	Total (MT/M)
1	Methyl Pentenone	30.0	150.0	180.0
2	Cinnamic Aldehyde & Its Derivatives	30.0	220.0	250.0
3	Epoxy Ethyl Benzene (EEB)	40.0	10.0	50.0
4	Phenyl Ethyl Alcohol (Phenyl Ethyl Alcohol & It's Derivatives)	40.0	960.0	1000.0
5	1,3 Butylene glycol (1,3 BG Crude)	--	120.0	120.0
6	1,3 Butylene glycol (1,3 BG Distillate)	--	60.0	60.0
7	Styrallyl Acetate & Other such aromatic chemicals	--	200.0	200.0



**Abhay Pimparkar (Secretary SEAC-I)**

**SEAC Meeting No: 174th - Day-1 Meeting Date: January 2, 2020**

**Page 51 of 64**




**Dr. Umakant Dangat (Chairman SEAC-I)**

8	Hydrogen	--	30.0	30.0
9	Para Anisyl Acetate	2.5	Product will be discontinued	--
10	Para Anisic Aldehyde (PPA) PG	5.0	Product will be discontinued	--
11	Para Cresyl Methyl Ether (PCEM) PG	6.66	Product will be discontinued	--
12	Methyl Pentenone (MPO) [Only by purification & distillation process]	150.0	Product will be discontinued	--
13	Phenyl Ethyl Alcohol (PEA) [Only by purification & distillation process]	200.0	Product will be discontinued	--
14	Recovered Sodium Chloride (By-product)	--	726.0	726.0
15	Recovered Sodium Sulfate (By-product)	--	70.0	70.0
16	Low Purity Distilled Products	--	150.0	150.0
17	Technical Grade Phenyl Ethyl Alcohol	--	150.0	150.0
18	High Boilers Distilled Products	--	175.0	175.0


### 32.Total Water Requirement

<b>Dry season:</b>	<b>Source of water</b>	Kurkumbh MIDC
	<b>Fresh water (CMD):</b>	469.6 (1st Cycle Requirement) , 154.45 (2nd Cycle Onward)
	<b>Recycled water - Flushing (CMD):</b>	Not applicable
	<b>Recycled water - Gardening (CMD):</b>	Not applicable
	<b>Swimming pool make up (Cum):</b>	Not applicable
	<b>Total Water Requirement (CMD) :</b>	469.6 (1st Cycle Requirement) , 154.45 (2nd Cycle Onward)
	<b>Fire fighting - Underground water tank(CMD):</b>	Not applicable
	<b>Fire fighting - Overhead water tank(CMD):</b>	200 KL (Capacity of Tank)
	<b>Excess treated water</b>	Not applicable

  
**Abhay Pimparkar (Secretary SEAC-I)**

**SEAC Meeting No: 174th - Day-1 Meeting Date:  
 January 2, 2020**

**Page 52  
 of 64**


**Signature:**   
**Name: Dr. Umakant Dangat  
 (Chairman SEAC-I)**

<b>Wet season:</b>	<b>Source of water</b>	Kurkumbh MIDC
	<b>Fresh water (CMD):</b>	445.6 (1st Cycle Requirement), 122.65 (2nd Cycle Onward)
	<b>Recycled water - Flushing (CMD):</b>	Not applicable
	<b>Recycled water - Gardening (CMD):</b>	Not applicable
	<b>Swimming pool make up (Cum):</b>	Not applicable
	<b>Total Water Requirement (CMD) :</b>	445.6 (1st Cycle Requirement), 122.65 (2nd Cycle Onward)
	<b>Fire fighting - Underground water tank(CMD):</b>	Not applicable
	<b>Fire fighting - Overhead water tank(CMD):</b>	200 KL (Capacity of Tank)
	<b>Excess treated water</b>	Not applicable

<b>Details of Swimming pool (If any)</b>	Not applicable
--	----------------


### 33.Details of Total water consumed

Particulars	Consumption (CMD)			Loss (CMD)			Effluent (CMD)		
	Existing	Proposed	Total	Existing	Proposed	Total	Existing	Proposed	Total
Domestic	6.0	10.1	16.10	2.0	1.22	3.22	4.0	8.88	12.88
Industrial Process	10.0	65.0	75.0	5.8	--	--	4.2	149.8	154 (79 CMD is generated from process)
Cooling tower & thermopack	102.0	252.5	354.5	89	81.9	170.9	13.0	26.6	39.6 (Boiler condensate recovery 144 CMD)
Gardening	2.0	22.0	24.0	2.0	22.0	24.0	--	--	--

  
**Abhay Pimparkar (Secretary SEAC-I)**

**SEAC Meeting No: 174th - Day-1 Meeting Date:  
 January 2, 2020**

**Page 53  
 of 64**

**Signature:**   
**Name: Dr. Umakant Dangat**  
**(Chairman SEAC-I)**

<b>34. Rain Water Harvesting (RWH)</b>	<b>Level of the Ground water table:</b>	Pre-monsoon - 7.48 mbgl & Post monsoon - 3.76 mbgl for Daund Taluka (As per GSDA, Govt. of Maharashtra and CGWB Govt. of India Report).
	<b>Size and no of RWH tank(s) and Quantity:</b>	15 m <sup>3</sup> x 1 no.
	<b>Location of the RWH tank(s):</b>	Above the UG MIDC water storage tank
	<b>Quantity of recharge pits:</b>	NA
	<b>Size of recharge pits :</b>	NA
	<b>Budgetary allocation (Capital cost) :</b>	Rs. 7.5 Lakh
	<b>Budgetary allocation (O &amp; M cost) :</b>	Rs. 0.75 Lakh/Annum
	<b>Details of UGT tanks if any :</b>	MIDC water storage tank of 470.0 m <sup>3</sup>


<b>35. Storm water drainage</b>	<b>Natural water drainage pattern:</b>	--
	<b>Quantity of storm water:</b>	2178 m <sup>3</sup> /hr.
	<b>Size of SWD:</b>	Width = 0.23 m, Depth = 0.75 m, Capacity of SWD = 13032 m <sup>3</sup>

<b>Sewage and Waste water</b>	<b>Sewage generation in KLD:</b>	12.88 m <sup>3</sup> /day
	<b>STP technology:</b>	Domestic sewage will be sent to ETP
	<b>Capacity of STP (CMD):</b>	NA
	<b>Location &amp; area of the STP:</b>	NA
	<b>Budgetary allocation (Capital cost):</b>	NA
	<b>Budgetary allocation (O &amp; M cost):</b>	NA

### 36. Solid waste Management

<b>Waste generation in the Pre Construction and Construction phase:</b>	<b>Waste generation:</b>	Construction activity related waste will be generated.
	<b>Disposal of the construction waste debris:</b>	Recyclable waste such as left over metal roads, card boards, wooden flanks, boxes will be sold to recycler & inert debris will be used as filling material within project plot .

<b>Waste generation in the operation Phase:</b>	<b>Dry waste:</b>	NA
	<b>Wet waste:</b>	NA
	<b>Hazardous waste:</b>	1) MEE salt - 100 T/M, 2) ETP Sludge - 18T/M, 3) Packing waste material - 0.5 T/M, 4) Empty drums, Carboys, Containers - 250 (Units/Month).
	<b>Biomedical waste (If applicable):</b>	NA
	<b>STP Sludge (Dry sludge):</b>	NA
	<b>Others if any:</b>	NA

  
Abhay Pimparkar (Secretary SEAC-I)

**SEAC Meeting No: 174th - Day-1 Meeting Date: January 2, 2020**

Page 54  
of 64

Signature:   
Name: Dr. Umakant Gangotree Dangat  
**Dr. Umakant Dangat (Chairman SEAC-I)**

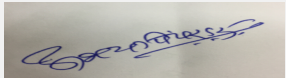
<b>Mode of Disposal of waste:</b>	<b>Dry waste:</b>	NA
	<b>Wet waste:</b>	NA
	<b>Hazardous waste:</b>	MEE Salt, ETP Sludge, & Packaging Waste Material will be sent to Maharashtra Enviro Power Ltd. - CHWTSDF, Ranjangaon and Empty Drums, Carboys & Containers will be recycled through MPCB authorized vendor.
	<b>Biomedical waste (If applicable):</b>	NA
	<b>STP Sludge (Dry sludge):</b>	NA
	<b>Others if any:</b>	NA
<b>Area requirement:</b>	<b>Location(s):</b>	South East Corner of Plot
	<b>Area for the storage of waste &amp; other material:</b>	100 m <sup>2</sup>
	<b>Area for machinery:</b>	NA
<b>Budgetary allocation (Capital cost and O&amp;M cost):</b>	<b>Capital cost:</b>	NA
	<b>O &amp; M cost:</b>	NA

### 37. Effluent Characteristics

Serial Number	Parameters	Unit	Inlet Effluent Characteristics	Outlet Effluent Characteristics	Effluent discharge standards (MPCB)
1	pH	--	1.16	7.10	5.5 - 9
2	SS	mg/l	5,228.0	BDL	100.0
3	TDS	mg/l	2,96,058.0	165.30	2100.0
4	BOD (27 degree C)	mg/l	9,710.0	27.0	30.0
5	COD	mg/l	28,800.0	125.0	250.0
Amount of effluent generation (CMD):		206.48			
Capacity of the ETP:		ETP - 200 CMD, MEE - 200 CMD & R.O - 230 CMD			
Amount of treated effluent recycled :		Recycled effluent - 171.15 (R.O Permeate), Boiler condensate recovery - 144.0 CMD			
Amount of water send to the CETP:		Existing permitted quantity of treated effluent is sent to CETP, after expansion activity the unit will be ZLD unit wherein total treated effluent will be completely recycled.			
Membership of CETP (if require):		HOPL is having membership of Kurkumbh CETP.			
Note on ETP technology to be used		1) HCOD-HTDS effluent from manufacturing process, scrubber blow down & R.O reject will be subjected to MEE. 2) LCOD- LTDS effluent comprising of boiler, cooling tower blow downs & domestic sewage will be subjected full-fledged ETP comprising of primary, secondary & tertiary treatment scheme followed by R.O			
Disposal of the ETP sludge		Maharashtra Enviro Power Ltd. - CHWTSDF, Ranjangaon.			


### 38. Hazardous Waste Details

Serial Number	Description	Cat	UOM	Existing	Proposed	Total	Method of Disposal
1	MEE Salt	37.3	T/M	--	100.0	100.0	CHWTSDF, Ranjangaon
2	ETP Sludge	35.3	T/M	0.25	17.75	18.0	CHWTSDF, Ranjangaon
3	Packing waste material	33.1	T/M	0.1	0.4	0.5	CHWTSDF, Ranjangaon

  
**Abhay Pimparkar (Secretary SEAC-I)**

**SEAC Meeting No: 174th - Day-1 Meeting Date: January 2, 2020**

**Page 55 of 64**

  
**Dr. Umakant Dangat (Chairman SEAC-I)**

4	Empty Drums, Carboys, Containers	33.1	Units/M	100.0	150.0	250.0	Recycle through MPCB Authorized Vendor
---	----------------------------------	------	---------	-------	-------	-------	--

### 39.Stacks emission Details

Serial Number	Section & units	Fuel Used with Quantity	Stack No.	Height from ground level (m)	Internal diameter (m)	Temp. of Exhaust Gases
1	Process Scrubber	--	1	11	0.15	--
2	4 TPH Steam Boiler	Coal - 638.3 kg/hr.	2	32.5	0.96	112 oC
3	10 TPH Steam Boiler	Coal - 1595.7 kg/hr.	3	40	1.145	112 oC
4	D.G - 500 kVA	High Speed Diesel - 50 l/hr.	4	4.5	0.45	185 oC
5	D.G - 500 kVA	High Speed Diesel - 50 l/hr.	5	4.5	0.45	185 oC
6	D.G - 500 kVA	High Speed Diesel - 50 l/hr.	6	4.5	0.45	185 oC
7	D.G - 500 kVA	High Speed Diesel - 50 l/hr.	7	4.5	0.45	185 oC

### 40.Details of Fuel to be used

Serial Number	Type of Fuel	Existing	Proposed	Total
1	Coal	19.0 MT/D	56.0 MT/D	75.0 MT/D
2	High Speed Diesel	20.0 l/hr.	200.0 l/hr.	200.0 l/hr.

41.Source of Fuel

Local vendor

42.Mode of Transportation of fuel to site


By Road

### 43.Green Belt Development

<b>Total RG area :</b>	7987.35 m <sup>2</sup>
<b>No of trees to be cut :</b>	--
<b>Number of trees to be planted :</b>	603
<b>List of proposed native trees :</b>	Heterophragma quadriloculare, Oroxylum indicum, Nerium oleander, Schleicheria oleosa, Terminalia elliptica, Terminalia paniculata, Alstonia scholaris, Butea monosperma, Erythrina variegata, Cassia fistula, Helicteres isora, Tabernaemontana alternifolia, Macaranga peltata, Azadirachta indica, Bridelia retusa, Bombax ceiba, Pterospermum acerifolium, Cordia dichotoma, Neolamarckia cadamba, Firmiana colorata, Millingtonia hortensis .
<b>Timeline for completion of plantation :</b>	Within 1 year from grant of EC.


### 44.Number and list of trees species to be planted in the ground

Serial Number	Name of the plant	Common Name	Quantity	Characteristics & ecological importance
1	Heterophragma quadriloculare	Waras	29	A native tree with large leaf area which helps in dust settling
2	Oroxylum indicum	Tetu	29	A native ornamental tree
3	Nerium oleander	Kaner	29	A native drought resistant hardy species, with fragrant flowers


  
Abhay Pimparkar (Secretary SEAC-I)

SEAC Meeting No: 174th - Day-1 Meeting Date: January 2, 2020

Page 56 of 64


Signature:   
Name: Dr. Umakant Dangat  
Dr. Umakant Dangat (Chairman SEAC-I)

4	Schleichera oleosa	Kusum	29	A native tree found in abundance in Sahyadris
5	Terminalia elliptica	Ain	29	A native evergreen broad leaved tree common in the Sahyadris
6	Terminalia paniculata	Kinjal	29	A native tree having large distribution in Sahyadris
7	Alstonia scholaris	Saptaparni	29	A native evergreen tree having high dust settling index
8	Butea monosperma	Palash	29	A native brilliantly flowering tree fairly common and abundant across the Pune District
9	Erythrina variegata	Panghara	29	A highly valued native ornamental tree
10	Cassia fistula	Bahava	29	A native ornamental tree with excellent bloom
11	Helicteres isora	Murudsheng	29	A native shrub extensively found in the tracts & plains of sahyadri used as roost plant by variety of birds
12	Tabernaemontana alternifolia	Naagkuda	29	A native flowering tree
13	Macaranga peltata	Chandwar	29	A native tree found in abundance across the Sahyadri range
14	Azadirachta indica	Neem	29	A native evergreen tree known for plantation in polluted area
15	Bridelia retusa	Asana	29	Native evergreen tree
16	Bombax ceiba	Sawar	29	Native ornamental tree
17	Pterospermum acerifolium	Muchkund	29	A native evergreen tree used for ornamental plantations
18	Cordia dichotoma	Shelu	29	Native deciduous tree
19	Neolamarckia cadamba	Kadamba	29	A native evergreen tree with thick canopy
20	Firmiana colorata	Kaushi	29	Brilliantly blooming native tree
21	Millingtonia hortensis	Kaval nimb	23	Brilliantly blooming native tree
<b>45.Total quantity of plants on ground</b>				
<b>46.Number and list of shrubs and bushes species to be planted in the podium RG:</b>				
Serial Number	Name	C/C Distance	Area m2	
1	NA	NA	NA	
<b>47.Energy</b>				

  
**Abhay Pimparkar (Secretary SEAC-I)**

**SEAC Meeting No: 174th - Day-1 Meeting Date: January 2, 2020**

**Page 57 of 64**

  
 Name: Dr. Umakant Dangat  
**Dr. Umakant Dangat (Chairman SEAC-I)**

<b>Power requirement:</b>	<b>Source of power supply :</b>	MSEDCL
	<b>During Construction Phase: (Demand Load)</b>	NA
	<b>DG set as Power back-up during construction phase</b>	NA
	<b>During Operation phase (Connected load):</b>	2550 kW
	<b>During Operation phase (Demand load):</b>	2450 kVA
	<b>Transformer:</b>	300 kVA
	<b>DG set as Power back-up during operation phase:</b>	500 kVA x 4 Nos.
	<b>Fuel used:</b>	HSD
	<b>Details of high tension line passing through the plot if any:</b>	NA

#### 48. Energy saving by non-conventional method:

Energy saving will be achieved by installing solar lights within project premises.

#### 49. Detail calculations & % of saving:

Serial Number	Energy Conservation Measures	Saving %
1	Solar street lights	47 Nos.

#### 50. Details of pollution control Systems

Source	Existing pollution control system	Proposed to be installed
Waste water generated from industrial activities	ETP of 10 CMD along with MEE 24 CMD & Sewage passed through Septic Tank and taken to ETP	Up gradation of ETP to 200 CMD capacity & MEE to 200 CMD capacity & installation of R.O of 230 CMD capacity
Manufacturing process	--	Installation of process scrubber of 2000 CFM capacity
Existing 1.5 & 4.5 TPH Steam Boilers	Common stack of 32.5 m height	Stack of 32.5 m height for 4.5 TPH Steam Boiler. Note: Existing steam boiler of 1.5 will be sold out
Proposed 10 TPH Steam Boiler	--	New stack of 40.0 m height
D.G - 250 kVA	Stack of 3.5 height	This D. G will be sold out
D.G - 500 kVA	--	Stack of 4.5 m height
D.G - 500 kVA	--	Stack of 4.5 m height
D.G - 500 kVA	--	Stack of 4.5 m height
D.G - 500 kVA	--	Stack of 4.5 m height

<b>Budgetary allocation (Capital cost and O&amp;M cost):</b>	<b>Capital cost:</b>	Rs. 6.5 Lakh
	<b>O &amp; M cost:</b>	Rs. 0.3 Lakh/Annum



**Abhay Pimparkar (Secretary SEAC-I)**

**SEAC Meeting No: 174th - Day-1 Meeting Date: January 2, 2020**

**Page 58 of 64**



**Dr. Umakant Dangat (Chairman SEAC-I)**


## 51.Environmental Management plan Budgetary Allocation

### a) Construction phase (with Break-up):

Serial Number	Attributes	Parameter	Total Cost per annum (Rs. In Lacs)
1	Air	Particulate matter (Dust Suppression measures)	1.5 (Up to construction phase)
2	Noise	PPE's (Ear plugs)	0.25 (Up to construction phase)
3	Waste management	Inert waste materials (Dedicate storage provision)	0.25 (Up to construction phase)


### b) Operation Phase (with Break-up):

Serial Number	Component	Description	Capital cost Rs. In Lacs	Operational and Maintenance cost (Rs. in Lacs/yr)
1	Air	Installation of 1 No. process scrubber of 2000 CFM capacity, Provision of new stack of 40 m & Cyclone Dust Collector and Bag Filter for proposed steam boiler of 10 TPH	70.0	10.0
2	Water	Up gradation of ETP to 200 CMD capacity & MEE to 200 CMD capacity & installation of R.O of 230 CMD capacity	350.0	30.45
3	Noise	Installation of anti-vibration pads for machineries, & Construction of enclosures for D.G's & Steam Boilers	10.0	0.5
4	Solid Waste Management	Purchase of additional containers/bags for storage of solid waste, concrete paving of hazardous waste storage area	2.5	0.75
5	Environment Monitoring	Periodic moitoring of various environmental components & parameters	--	10.0
6	Rain Water Harvesting System	Installation of RWH system & annual cleaning and maintenance of RWH tank	7.5	0.75
7	Energy Conservation	Installation of solar lights within project premises	6.5	0.3
8	Green Belt	Development & maintenance of green belt	5.5	2.77920

  
**Abhay Pimparkar (Secretary SEAC-I)**

**SEAC Meeting No: 174th - Day-1 Meeting Date: January 2, 2020**

**Page 59 of 64**

  
 Name: Dr. Umakant Dangat  
**Dr. Umakant Dangat (Chairman SEAC-I)**

9	Occupational Health	Purchase of PPE's for additional man power & annual health checkup of workers	6.0	1.5
---	---------------------	---	-----	-----

**51.Storage of chemicals (inflammable/explosive/hazardous/toxic substances)**


Description	Status	Location	Storage Capacity in MT	Maximum Quantity of Storage at any point of time in MT	Consumption / Month in MT	Source of Supply	Means of transportation
Styrene	Liquid	UG storage tank (PESO area)	100.0	100.0	1200.0	Import via. Kandla & JNPT	Road Tanker
Hydrogen peroxide (50%)	Liquid	AG tank (Tank farm)	100.0	100.0	860.0	Domestic	Road Tanker
Sodium Hydroxide (50%)	Liquid	AG tank (Tank farm)	100.0	100.0	900.0	Domestic	Road Tanker
Hydrochloric acid	Liquid	AG tank (Tank farm)	100.0	100.0	1400.0	Domestic	Road Tanker
Hydrogen gas	Gas	Hydrogen Bank	30 T generation capacity	4000 m3 hydrogen cylinder bank 3 nos.	25.0	In house generation	--
Sodium bicarbonate	Solid/ Powder	RM Store	50 kg/bag (100 bags)	5.0	20.0	Domestic	Road Truck
NaOH flakes	Solid	RM Store	50 kg/Bag (100 bags)	5.0	10.0	Domestic	Road Truck
Methanol	Liquid	UG storage tank (PESO area)	25.0	25.0	300.0	Imports	Road Tanker
Acetaldehyde	Liquid	AG tank (Tank farm)	30.0	60.0	365.0	Domestic	Road Tanker
Methyl Ethyl Ketone	Liquid	UG storage tank (PESO area)	50.0	50.0	175.0	Domestic	Road Tanker
Sulfuric Acid (98%)	Liquid	AG tank (Tank farm)	12.0	12.0	55.0	Domestic	Road Tanker
Sodium Carbonate	Solid	RM store	50 kg HDPE bag (400 bags)	20.0	30.0	Domestic	Road Tanker
Acetaldol	Liquid	AG tank (Tank farm)	40.0	30.0	120.0	Domestic	Road Tanker
Benzaldehyde	Liquid	AG tank (Tank farm)	80 KL (2 tanks of 40 KL)	80.0	650	Domestic	Road Tanker
Toluene	Liquid	RM Store	10.0	10.0	10.0	Imports	Road Tanker
Acetophenone	Liquid	AG tank (Tank farm)	10.0	10.0	50.0	Domestic	Road Tanker

**52.Any Other Information**

No Information Available


**53.Traffic Management**

Nos. of the junction to the main road & design of confluence:	--
---	----


  
**Abhay Pimparkar (Secretary SEAC-I)**

**SEAC Meeting No: 174th - Day-1 Meeting Date: January 2, 2020**

**Page 60 of 64**

Signature:   
 Name: Dr. Umakant Dangat  
**Dr. Umakant Dangat (Chairman SEAC-I)**


Parking details:	Number and area of basement:	NA
	Number and area of podia:	NA
	Total Parking area:	2431.46 m2
	Area per car:	--
	Area per car:	--
	Number of 2-Wheelers as approved by competent authority:	NA
	Number of 4-Wheelers as approved by competent authority:	NA
	Public Transport:	--
	Width of all Internal roads (m):	6 m
	CRZ/ RRZ clearance obtain, if any:	NA
	Distance from Protected Areas / Critically Polluted areas / Eco-sensitive areas/ inter-State boundaries	NA
	Category as per schedule of EIA Notification sheet	NA
	Court cases pending if any	NA
	<b>Other Relevant Informations</b>	<p>1) Water Balance (Cooling Tower &amp; Boiler): Consumption = 354.5 CMD, Losses = 170.9, Effluent = 39.6, <math>354.5 - 170.9 - 39.6 = 144</math> CMD (Boiler Condensate recovery).</p> <p>2) Dry season water requirement: 1st cycle = 469.6 CMD, Treated effluent recycle = 171.15 CMD, Boiler condensate recovery = 144 CMD, Total quantity of recycle = <math>171.15 + 144 = 315.15</math> CMD, thus cycle onward water requirement = <math>469.6 - 315.15 = 154.45</math> CMD.</p> <p>3) Wet season water requirement: 1st cycle = <math>469.6 \text{ CMD} - 24 \text{ CMD} = 445.6</math> CMD (Watering is not required for green belt during wet season), Treated effluent recycle = 171.15 CMD, Boiler condensate recovery = 144 CMD, Harvested rain water = 7.8, Total quantity of recycle = <math>171.15 + 144 + 7.8 = 322.95</math> CMD, thus cycle onward water requirement = <math>445.6 - 322.95 = 122.65</math> CMD.</p> <p>4) Production quantity: Production of 350 MT/M by distillation &amp; purification process &amp; other 3 nos. of existing products to the tune of 14.16 MT/M will be stopped, thus total production capacity = <math>504.16 - 364.16 + 1750.00 = 1890</math> MT/M.</p>
	Have you previously submitted Application online on MOEF Website.	Yes




**Abhay Pimparkar (Secretary SEAC-I)**

**SEAC Meeting No: 174th - Day-1 Meeting Date: January 2, 2020**

**Page 61 of 64**


Signature:   
Name: Dr. Umakant Dangat  
**Dr. Umakant Dangat (Chairman SEAC-I)**

	<b>Date of online submission</b>	20-09-2016
<b>SEAC DISCUSSION ON ENVIRONMENTAL ASPECTS</b>		
<b>Environmental Impacts of the project</b>	PP submitted EIA report to the committee. Various aspects of the Environment are discussed in the report. PP has conducted base line data collection for Air, Water, Soil & Noise parameters as per EIA Notification, 2006 amended from time to time. As per data submitted by the PP in the EIA report environmental parameters are found within the prescribed limits at site.	
<b>Water Budget</b>	PP submitted water budget calculations in the EIA report and also indicated water requirement at Sr. No 33 of the Consolidated Statement.	
<b>Waste Water Treatment</b>	Total effluent generation is 246 KLD of which 176 KLD of existing unit will be discharged to the CETP and proposed effluent generation 171 KLD will be made Zero Liquid Discharge and recycled in the process.	
<b>Drainage pattern of the project</b>	PP considered contour levels during design of storm water drains.	
<b>Ground water parameters</b>	As per data submitted by PP ground water parameters are within the prescribed limits.	
<b>Solid Waste Management</b>	PP committed to dispose the hazardous waste at Common Hazardous Waste Treatment, Storage, and Disposal Facility and sale to Authorized vendors. Details are given at Sr. No. 38 of the Consolidated Statement.	
<b>Air Quality &amp; Noise Level issues</b>	As per data submitted by PP Air Quality and Noise parameters are within the prescribed limits at project site.	
<b>Energy Management</b>	The electrical demand for project is 2450 KVA which will be supplied by MSEDCL. PP proposes four numbers of DG sets with capacity 500 KVA	
<b>Traffic circulation system and risk assessment</b>	PP proposes internal roads with minimum six meter width and nine meters of turning radius for smooth circulation of traffic.	
<b>Landscape Plan</b>	PP provided 33% green belt within the premises.	
<b>Disaster management system and risk assessment</b>	PP carried out HAZOP and Risk Assessment and submitted DMP.	
<b>Socioeconomic impact assessment</b>	PP has carried out socio economic impact study and included in the EIA report.	
<b>Environmental Management Plan</b>	PP proposes Rs. 2.00 Lakhs during construction phase and Rs. 458.00 Lakhs as capital cost and Rs. 56.50 Lakhs as recurring EMP cost for the maintenance of environmental parameters during operation phase.	
<b>Any other issues related to environmental sustainability</b>	Not Applicable	
<b>Brief information of the project by SEAC</b>		

  
**Abhay Pimparkar (Secretary SEAC-I)**

**SEAC Meeting No: 174th - Day-1 Meeting Date: January 2, 2020**

**Page 62 of 64**

**Signature:**   
**Name: Dr. Umakant Dangat (Chairman SEAC-I)**

PP submitted their application for the grant of TOR under category 5(f)B1 as per EIA Notification, 2006 for the expansion of their existing manufacturing plant. PP presented draft TOR based on standard TOR issued by MoEF & CC published in April, 2015 in the 163rd meeting of SEAC-1 held on 13.03.2019 wherein ToR was granted to the PP with following additional points.

1. PP to submit certificate of incorporation of the company, list of board of directors and memorandum of articles.
2. PP to submit lay out plan showing internal roads with six meter width and nine meter turning radius, provision of cul-de-sac at dead ends of the internal roads if any, location of pollution control equipment, parking areas, 33% green belt with its dimensions, rain water harvesting structures (locations with dimensions), storm water drain lines, along with index and area statement showing calculations for each area and cross sections of storm water drain and rain water harvesting pits etc.
3. PP to carry out life cycle analysis of the activities carried out on site with respect to the acidification potential, eutrophication potential, green house and ozone depletion potential etc and proposed mitigation measures to reduce the identified potentials.
4. PP to include detailed material balance charts for each product showing consumption of raw material, sources of pollution and mitigation measures to control the pollution and justified use of resources along with quantities in the EIA report.
5. PP to include detailed water balance calculations along with design details of zero liquid discharge ETP in the EIA report.
6. PP to carry out HAZOP and QRA and submit disaster management plan.
7. PP to submit hazardous chemical handling protocol
8. PP to include details of generation and disposal of hazardous waste including by - products as per Hazardous and other waste (Management and Transboundary Movement) Rules, 2016 in the EIA report.
9. PP to submit details of Indian/international standards with respect to the human health hazards applicable for the perfumery manufacturing and also to submit comparative statement for the quality of proposed products against the Indian/International standards.
10. PP to include water and carbon foot print monitoring in the EMP.
11. PP to submit technical note on how proposed expansion will be accommodated in the existing manufacturing plant along with equipment layout, spaces required for storage of raw materials and finished products etc.
12. PP to submit structural stability certificate of existing building with respect to the proposed expansion.
13. PP to use new and renewable energy for illumination of office buildings, street lights, parking areas and maintain the same regularly PP to provide lightening arrestor.
14. PP to prepare the Legal Register with respect to compliance of various Acts , Rules and Regulations applicable to the manufacturing activities.



Now PP submitted EIA/EMP reports for appraisal.

As the industry is located in the notified industrial area/estate (MIDC), Public Hearing is exempted under the provisions as per para 7 III Stage (3) (b) of the EIA Notification, 2006

The validity of the TOR will be for three years as per OM issued by MoEF and CC on 29.08.2017.

PP to submit Form - 2 along with EIA/EMP report as per OM issued by MoEF&CC on 20.04.2018.

PP to submit their plan to utilize CER (Corporate Environment Responsibility) along with timelines as per OM issued by MoEF&CC dated 01.05.2018.

 <b>Abhay Pimparkar (Secretary SEAC-I)</b>	<b>SEAC Meeting No: 174th - Day-1 Meeting Date: January 2, 2020</b>	<b>Page 63 of 64</b>	 Name: Dr. Umakant Gangotree Dangat <b>Dr. Umakant Dangat (Chairman SEAC-I)</b>
--	---	----------------------	--

## DECISION OF SEAC

During deliberations, PP submitted that, Total effluent generation is 246 KLD of which 176 KLD of existing unit will be discharged to the CETP and proposed effluent generation 171 KLD will be made Zero Liquid Discharge and recycled in the process.


After detailed deliberations with the PP and their accredited consultant, SEAC-1 decided to defer the proposal till submission of compliance of following points.

### Specific Conditions by SEAC:

- 1) PP to submit revised layout showing green belt area calculations and roads with six meter width and nine meter turning radius.
- 2) PP to submit legible copy of contour plan.
- 3) PP to submit commitment to comply with the recommendation of the HAZOP and Risk Assessment study.
- 4) PP to submit copy of point wise compliance of the consent condition obtained from MPCB.
- 5) PP to submit their plan to implement CER as approved by the District Authority.

## FINAL RECOMMENDATION


SEAC-I decided to defer the proposal. Kindly find SEAC decision above.



**Abhay Pimparkar (Secretary  
SEAC-I)**

**SEAC Meeting No: 174th - Day-1 Meeting Date:  
January 2, 2020**

**Page 64  
of 64**



Signature:   
Name: Dr. Umakant Dangat  
**Dr. Umakant Dangat  
(Chairman SEAC-I)**